



H.P. STATE POLLUTION CONTROL BOARD

हिमाचल प्रदेश राज्य प्रदूषण नियंत्रण बोर्ड

USER MANUAL

Registration under Plastic Waste Management Rules, 2022 Himachal Pradesh State Pollution Control Board

Homepage URL:

<https://hppcb.nic.in/>

<http://hpocmms.nic.in/>

GOVERNMENT OF HIMACHAL PRADESH

TABLE OF CONTENTS

	Page No.
1. Checklist and Applicable Fee.....	01-08
2. Submission of Application	09-17
3. Payment of Application Fee	16-17
4. Track Status of Application	18-19
5. Third Party Verification	20-21
6. Download the Final Signed Certificate	21-23

SUPPORTING DOCUMENTS

Sr. No.	Plastic Waste Registration under PWM Rules, 2016 categories	Rule 13	Document Required
1.	Manufacturer	13 (4)	<ul style="list-style-type: none"> a) Registration from Dept. of Industry b) Manufacturing Process c) Previous registration in case of renewal of registration.
2.	Producer/	13 (6)	<ul style="list-style-type: none"> a) Registration from Dept. of Industry b) Manufacturing Process c) Action Plan for Plastic Waste Management endorsed by Secretary Urban Development d) Previous registration in case of renewal of registration. e) CPCB certificate
3.	Brand Owner	13 (6)	<ul style="list-style-type: none"> a) Registration from Dept. of Industry b) Manufacturing Process c) Previous registration in case of renewal of registration.
4.	Recycler	13 (3)	<ul style="list-style-type: none"> a) Registration from Dept. of Industry b) Recycling flow process chart & equipment details

FEES DETAILS

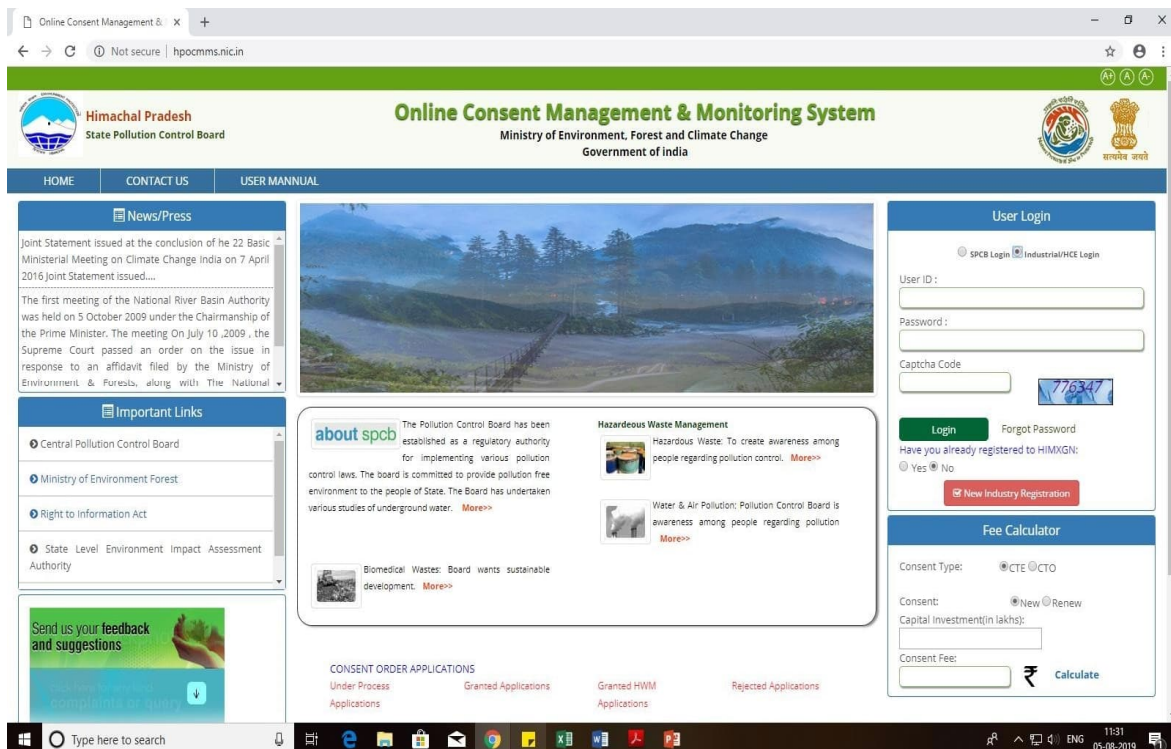
There's no fee levied by the department for the service.

ONLINE SUBMISSION OF APPLICATION

Visit the Department's website following the link <https://hppcb.nic.in/>. Now, go to "Sign in OCCMS" tab and click on it.



HPOCMMS Login Window (<http://hpocmms.nic.in/>)



Registration Process:

The screenshot shows a registration form titled "Registration". The form includes the following fields and options:

- Registration For:** Radio buttons for "Health Care Establishment" and "INDUSTRY" (selected).
- Applicant Name:** Text input field.
- Mobile No.:** Text input field.
- District:** Dropdown menu with "Not Selected" and "(select district)".
- Block:** Dropdown menu with "(select industry block)".
- Hint Question:** Dropdown menu with "What is your Nickname?" and "(select question)".
- Hint Answer:** Text input field.

Below the form, there is a red instruction: "For Verification of your mobile no. OTP will be generated on clicking Generate OTP Button below. After getting OTP, Please enter OTP in below textbox and Submit."

At the bottom, there is a "Generate OTP" button, a "Click here to generate OTP" link, an "Enter OTP" text input field, and a "Submit" button.

After filling the mandatory Industry Details, Generate OTP and then fill the OTP and save it. It gives User ID and Temporary Password

The screenshot shows the same registration form as above, but with a success message at the top: "Industry Registration completed successfully as User ID: PB01119646 and Temporary Password: 43198. Please change your password within 15 Days from Today."

The form fields and buttons are the same as in the previous screenshot.

When you are login as Industry User with this User ID and Password, firstly user have to fill the Profile Details

The screenshot shows a form titled "Profile Details" with the following fields:

- Industry/HCE Name:** Text input field.
- Category:** Dropdown menu with "Not-Selected" and "Please select the Category".
- Industry Type:** Dropdown menu.
- Capital Investment (Rs in Lakhs):** Text input field.

At the bottom, there are "Submit" and "Reset" buttons.

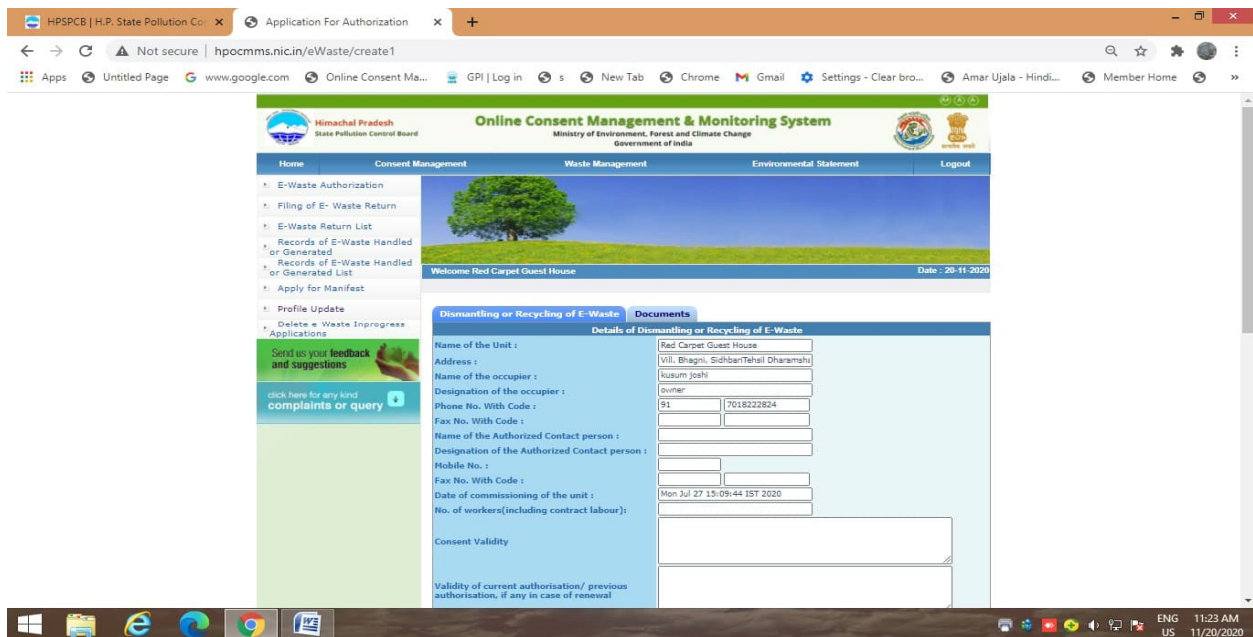
For Authorization under Construction and Demolition, you will click on waste management tab and then click on Apply Authorization



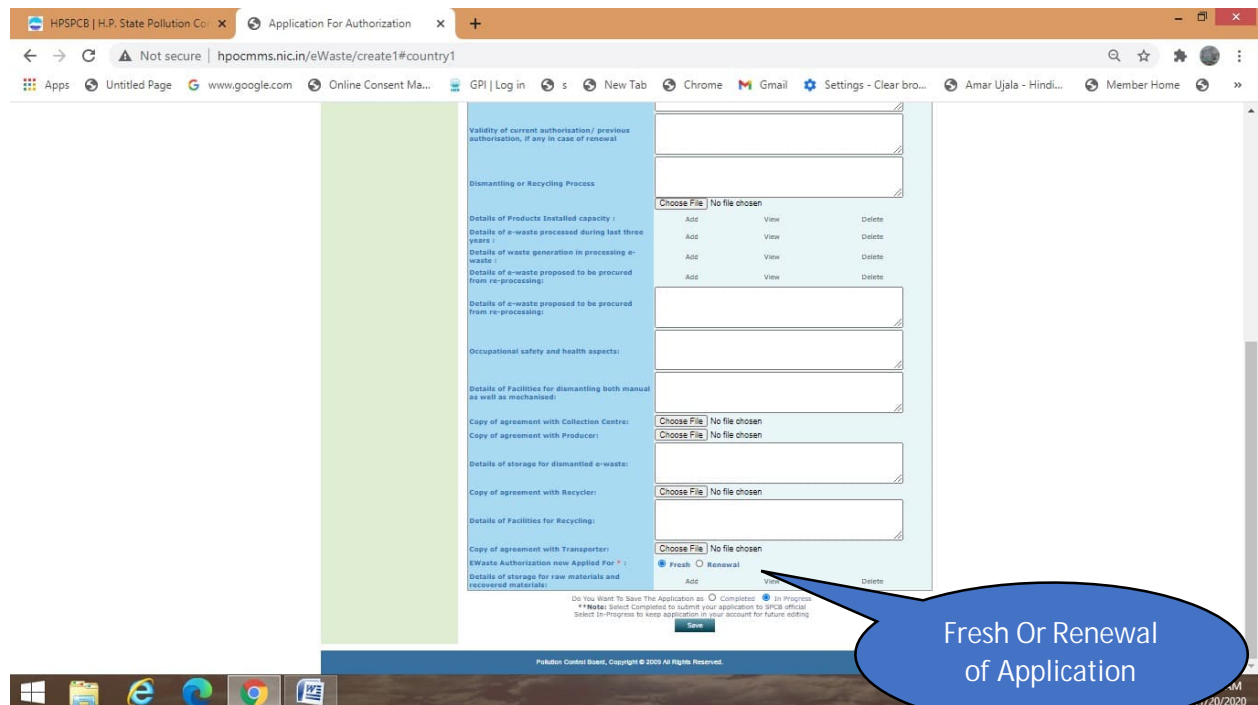
After clicking on authorization under Construction and Demolition, drop down window will appear and then you will select the option for which case you want to apply



Applicant will fill all the required details as mentioned below



Applicant will choose for **Fresh or Renewal** of License as mentioned below



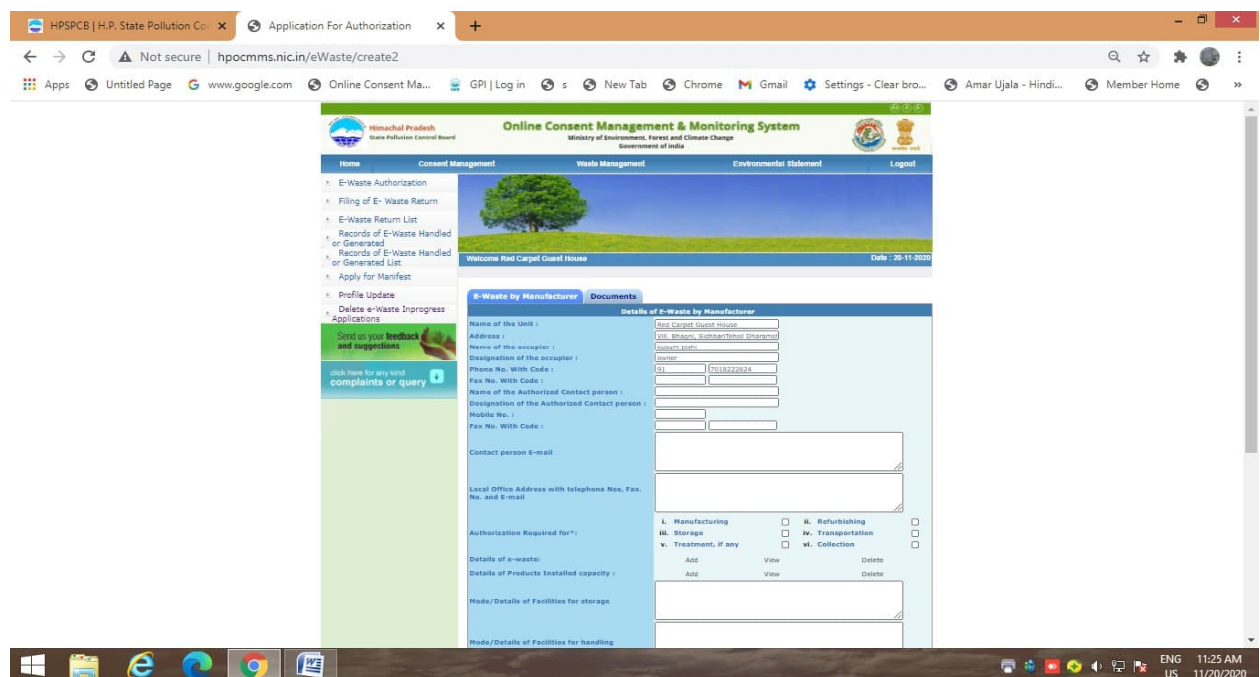
Applicant can submit the required documents online



Then you will click on completed tab and click on save button. Your application will be submitted automatically.

Authorization Under Construction and Demolition

Applicant will submit all the necessary details required



Applicant will choose for **Fresh or Renewal** of License as mentioned below

Application For Authorization

hpcmms.nic.in/eWaste/create2

Designation of the Authorized Contact person : _____
 Mobile No. : _____
 Fax No. With Code : _____
 Contact person E-mail : _____
 Local Office Address with telephone Nos, Fax No. and E-mail : _____

Authorization Required for* :
 I. Manufacturing II. Refurbishing
 III. Storage IV. Transportation
 V. Treatment, if any VI. Collection

Details of e-waste : Add View Delete
 Details of Products Installed capacity : Add View Delete
 Mode/Details of Facilities for storage : _____
 Mode/Details of Facilities for handling : _____
 Mode/Details of Facilities for treatment : _____
 Mode/Details of Facilities for refurbishing : _____
 Mode/Details of Facilities for Disposal : _____

In case of renewal of authorization previous authorization no. and date and details of annual returns : _____

E-waste Authorization now Applied For * : Fresh Renewal
 Add View Delete

Do You Want To Save The Application as Completed In Progress
 **Note: Select Completed to submit your application to SPCB official. Select In-Progress to keep application in your account for future editing.

Save

Pollution Control Board, Copyright © 2009 All Rights Reserved.

SPCB - Google Chrome

hpcmms.nic.in/eWaste/popUploadDoc/2824627

Document Applicable For	Document Name	Document Path
Save		
Saved Documents		

*Instructions: Please follow below steps to Upload the documents
 a) Attachment with file type pdf, jpeg, jpg, gif and bmp are allowed.
 b) Size of each file should not be more than 5MB.

Waste Management & Monitoring System
 Ministry of Environment, Forest and Climate Change
 Government of India

Waste Management Environmental Statement Logout

Date : 20-11-2020

Profile Update
 Delete e-Waste Inprogress Applications
 Send us your feedback and suggestions
 click here for any kind complaints or query

E-Waste by Manufacturer Documents

Document Details	Action
Upload Required Documents :	Upload
Delete Saved Documents :	Delete

* Instructions:
 • Click link "Upload" to upload the document
 • Click "Browse" to select the document
 • You can select multiple documents at the same time
 • Select all the documents by clicking "Browse" button
 • Select all the documents by clicking "Browse" button
 • Click "Save" button to upload the document
 • Message "Document successfully uploaded" will be displayed

Do You Want To Save The Application as Completed In Progress
 **Note: Select Completed to submit your application to SPCB official. Select In-Progress to keep application in your account for future editing.

Save

Pollution Control Board, Copyright © 2009 All Rights Reserved.

Tracking Application on OCCMS Authorization under Construction and Demolition

Go to <http://hpocmms.nic.in/index.jsp> and click on Waste App Status

Search Waste Authorization			
Start Date :*	<input type="text" value="01/01/2021"/>	End Date :*	<input type="text" value="01/01/2021"/>
Application For :	<input type="text" value="All"/>	District :	<input type="text" value="All"/>
Status :	<input type="text" value="All"/>	Category :	<input type="text" value="All"/>
<input type="button" value="Search"/>		<input type="button" value="Back"/>	

From **04-08-2020** To **01-01-2021**
 Application For : **EWaste**
 District : **All**
 Status : **All**
 Category : **All**

S.No	Industry Name	Address	Application No	Application for	District	Category	Application Date	Status	Approval Date
1	Indian Oil Corporation Ltd	Industrial Area, BaddiBaddiBaddi	2876457	EWaste	Solan Baddi	RED	05-12-2020	Pending	
2	Shivalik Solid Waste Management Limited Unit II	Vill- Upperla Nangal. Tehsil Nalagarh Distt Solan	2403225	EWaste	Solan Baddi	RED	04-12-2020	Pending	
3	Shivalik Solid Waste Management Limited Unit II	Vill- Upperla Nangal. Tehsil Nalagarh Distt Solan	2406444	EWaste	Solan Baddi	RED	03-12-2020	Pending	
4	xzCZCZXC		2810800	EWaste	Chamba	RED	16-11-2020	Pending	
5	BWIN CREATION	KHASRA NO.613, BADDI-BAROTIWALA ROAD, NEAR SIKKA HOTEL, BADDI, DISTT-SOLAN, H.P-173205	2524133	EWaste	Solan Baddi	GREEN	13-10-2020	Rejected	

Third Party Verification

Go to Waste App Status Tab and click on Granted Authorization

The screenshot shows the homepage of the Online Consent Management & Monitoring System. The navigation menu includes HOME, BRAP, TRACK APP, CONSENT STATUS, WASTE APP STATUS (highlighted in green), CONTACT US, USER MANUAL, and DASHBOARD. The main content area features a 'Waste Authorization Report' with a 'Granted Authorization' status. Other sections include 'about spcb', 'Hazardous Waste Management', and 'Water & Air Pollution'. A 'User Login' section is visible on the right, and a 'Fee Calculator' is at the bottom right. The browser address bar shows 'hpocmms.nic.in/index.gsp'.

Applicant can select the Application category from dropdown list

The screenshot shows the search form on the website. The form has three radio buttons for selection: 'By Application Number', 'By Industry Name', and 'By Date Wise' (which is selected). Below these are input fields for 'Enter Application No:', 'Enter Industry Name:', 'From Date:' (04/05/2020), and 'To Date:' (01/01/2021). A dropdown menu for 'Application For:' is open, showing options: 'HWM', 'HWM', 'Plastic Waste', and 'E-Waste'. A 'Search' button is next to the dropdown. The background features a banner with a tree and a field.

Select Authorization under Construction and Demolition

Download the Final Signed Certificate

Himachal Pradesh State Pollution Control Board

Online Consent Management & Monitoring System
Ministry of Environment, Forest and Climate Change
Government of India

Home Contact Us

The Pollution Control Board has been established as a regulatory authority for implementing various pollution control laws. The board is committed to provide pollution free environment to the people of state. The Board has undertaken various studies of underground water, soil and air to take remedial steps to control pollution.

Send us your **feedback and suggestions**

click here for any kind **complaints or query**

No applications in this range (from 03/02/2020 to 01/01/2021) for E-Waste Application is Authorized yet

By Application Number
Enter Application No: (Enter Application Number)

By Industry Name
Enter Industry Name: (Enter Industry Name)

By Date Wise
From Date : To Date :
Application For:



H.P.STATE POLLUTION CONTROL BOARD

HIM PARIVESH, PHASE-III, NEW SHIMLA-171009.

Website:- <http://hppcb.nic.in>

HPSPCB No : 12313

Date: 04/01/2021

Industry Registration ID: HP0337064

Application No : 45674

To, M/s
TestHim
Address
Lahaul,Distt.Lahaul Spiti(HP)

Subject: Authorization for operating a facility for Collection, Storage and Dismantling of E-Waste under E-Waste (Management) Rules, 2016.

Your application has been processed under Rule 13 (3) of E-Waste (Management) Rules, 2016, and you are registered as a E-Waste Dismantler.

1.Particulars of Registration

Authorization No.	45674
Valid from :	04/01/2021
Valid upTo :	04/01/2021
Authorization Type :	fresh
Previous Authorization No. & Validity :	
Period of Authorization:	3

2. Particulars of the Industry

Name & Designation of the Applicant	TestingHim, (fsdfjdfs)		
Address of Industrial premises	TestHim, Address, Jorbagh,Lahaul Spiti-110003		
Capital Investment of the Industry	950.0 lakhs		
Category of Industry	ORANGE		
Type of Industry	2002-Bakery and confectionery units with production capacity > 1 TPD (With ovens / furnaces)		
Scale of the Industry	Medium		
Office District	Lahaul Spiti		
Capacity	24		
Products (Name with quantity)			
Categories of electrical and electronic equipment's covered under the rules	Product	EEECODE	Capacity
Electronic Wastes or rejects			
EE code	Quantity of ewaste raw marerial	Mode of storage within the plant	Provision made for treatment of e-waste

Sample Certificate