



Urban Development Department

Government of Himachal Pradesh, India Transforming Cities

User Manual

Obtaining Sewerage Connection

Homepage URL: <https://edistrict.hp.gov.in/>

Himachal Pradesh Urban Development Department
GOVERNMENT OF HIMACHAL PRADES

Contents

Checklist and Fee	3
Online Submission of Application for Obtaining Sewerage Connection	5
Payment of application for Sewerage Connection.....	10
Tracking of application for Sewerage Connection.....	13
Downloading of Application of Sewerage Connection	15
Third party verification of the Status of application for Sewerage Connection.....	16

Checklist and Fee

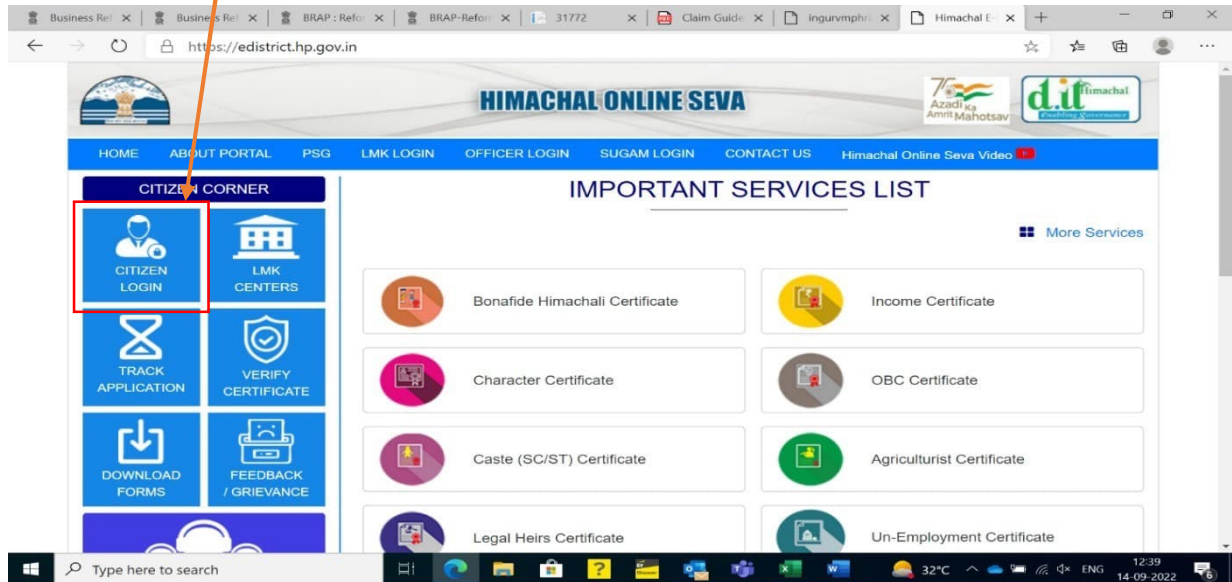
- 1) Approved map and sanction of building.
- 2) Proof of water connection in the name of applicant.

A	For Domestic Water Connection	REVISED Tariff
i)	Within M.C. Limit	
	0 to 20 Kilo Ltrs.	Rs. 19.30 Per Kilo Ltr.
	20 to 30 Kilo Ltrs.	Rs. 33.28/- Per Kilo Ltr.
	Above 30 Kilo Ltrs.	Rs. 59.90/-Per Kilo Ltr.
	Minimum Maintenance Charges/Plugged	Rs. 110/- Per Month.
	Faulty Meter Rates(If consumption not available for previous three months)	Rs.444.07/- Per Month
ii)	Outside M.C. Limit.	
	0 to 20 Kilo Ltrs.	Rs 43.92/- Per Kilo Ltr.
	20 to 30 Kilo Ltrs.	Rs. 66.55/- Per Kilo Ltr.
	Above 30 Kilo Ltrs.	Rs. 93.17/-Per Kilo Ltr.
	Minimum Maintenance Charges/Plugged	Rs. 220/- Per Month.
	Faulty Meter Rates(If consumption not available for previous three months)	Rs.1771.44/- Per Month
B	Commercial Water Connections within & Outside M.C. Limit:	
	Upto 20000 Ltrs.	Rs. 53.24/- Per Kilo Ltr.
	Upto 30000 Ltrs.	Rs. 83.72/- Per Kilo Ltr.

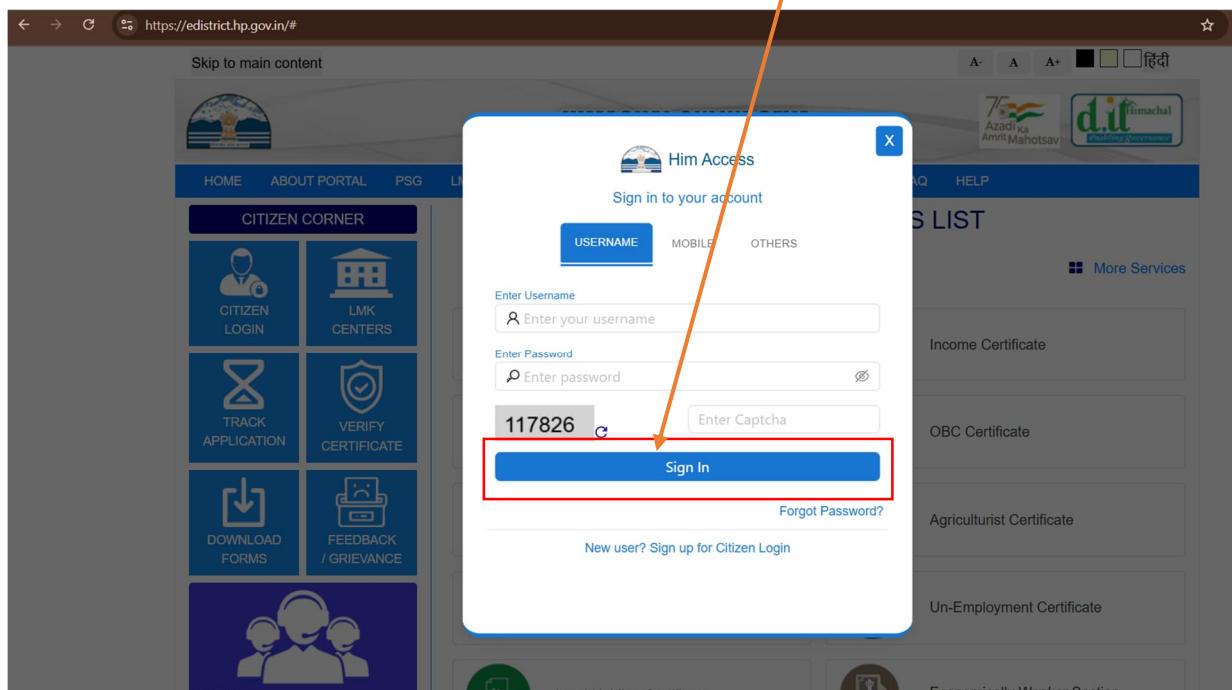
	30000 Ltrs. to 75000 Ltrs.	Rs. 111.27/- Per Kilo Ltr.
	Above 75000 Ltrs.	Rs. 153.07/- Per Kilo Ltr
	In case of Plugged Connection.	Rs. 220/- Per month
	Faulty Meter Rates(If consumption not available for previous three months)	Rs. 7779.70/- Per month
C	Exclusively for Commercial Establishments i.e. Hotel/Restaurants etc.	
	Upto 30000 Ltrs.	Rs 106.30/- Per Kilo Ltr.
	30000 Ltrs. to 75000 Ltrs.	Rs. 141.76/- Per Kilo Ltr.
	Above 75000 Ltrs.	Rs. 194.85/- Per Kilo Ltr.
	In Case of plugged connection.	Rs. 220/- per month.
	Faulty Meter Rates(If consumption not available for previous three months)	Rs. 7779.70/- Per month
D	Building Construction Water Connection Within & Outside M.C. Limit.	
	Building construction connections.	Rs.153.07/- Per Kilo Ltrs.
	Minimum Maintenance Charges/Plugged.	Rs. 220/- Per Month
	Faulty Meter Rates(If consumption not available for previous three months)	Rs. 7779.70/- Per month
E	Govt. Institution, Hospitals, Dharamshalas & Religious places within & outside M.C. Limit:	
	The rate of Water charges.	Rs. 83.86/- Per Kilo Ltrs.
	Minimum Maintenance Charges/Plugged	Rs. 220/- Per Month.
	Faulty Meter Rates(If consumption not available for previous three months)	Rs. 7779.70/- Per month
F	Tanker Charges	
	2000 Ltrs. Capacity.(for commercial use)	Rs. 1633.50/- per tanker.
	2000 Ltrs. capacity (for domestic use)	Rs. 1210/- per tanker
	4000 Ltrs. Capacity.(for commercial use)	Rs. 3267/- per tanker.
	4000 Ltrs. Capacity.(for domestic use)	Rs 2420/- per tanker.
	6000 Ltrs. Capacity. (for commercial use)	Rs. 4900.50/- per tanker.
	6000 Ltrs. Capacity. (for domestic use)	Rs. 3630/- per tanker.
	8000 Ltrs. Capacity (for commercial use)	Rs. 6534/- per tanker.
	8000 Ltrs. Capacity (for domestic use)	Rs. 4840/- per tanker.

Online Submission of Application for Obtaining Sewerage Connection

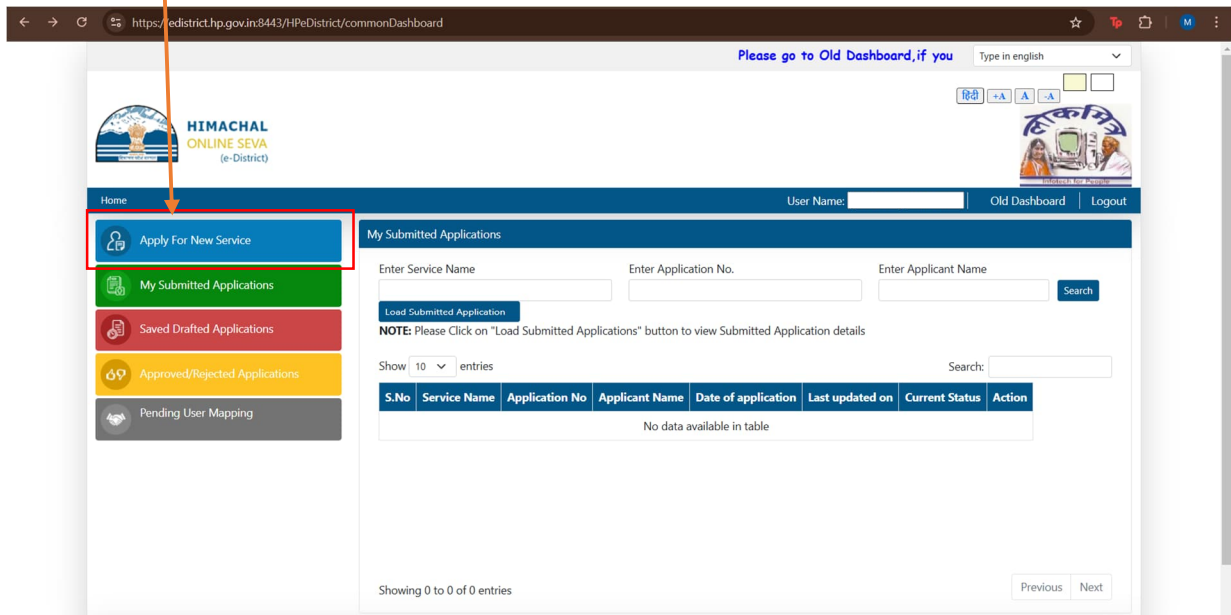
Step 1: Go to URL: <https://edistrict.hp.gov.in/> (Homepage HP-e-District citizen portal) click on “Citizen Login”



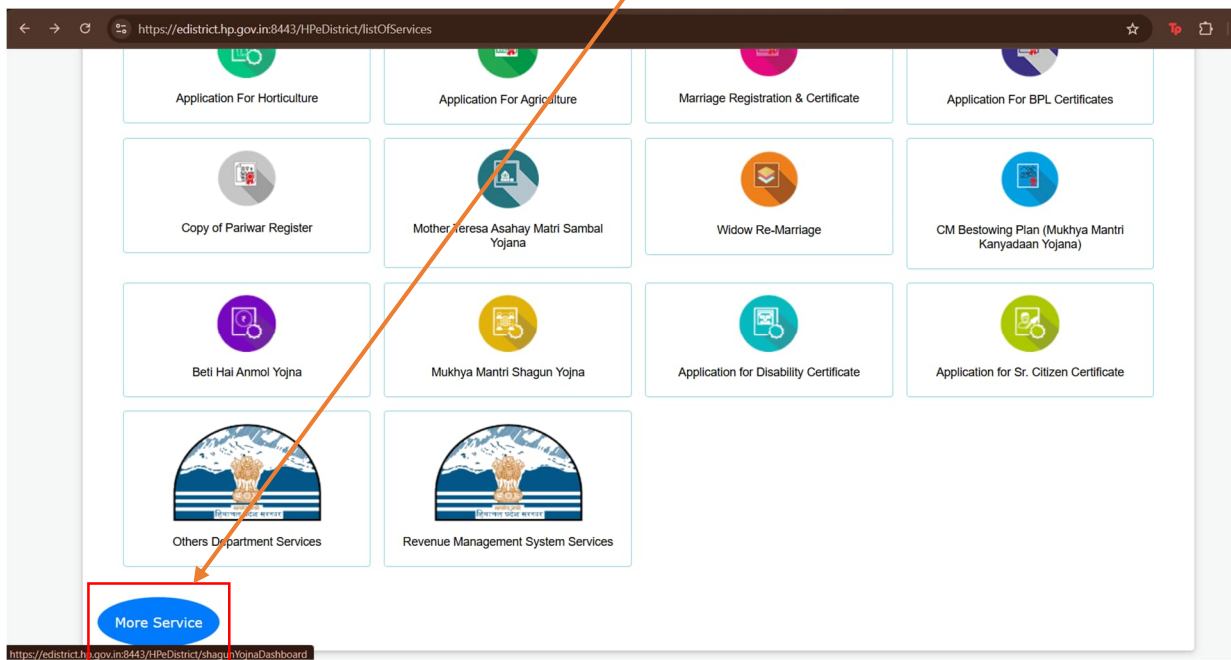
Step 2: The user must fill in the required details and click “Sign In” for new registration click “Sign Up for Citizen Login” .



Step 3: The user will be directed to Himachal online seva portal and user must click “**Apply For New Service.**”



Step 4: The user must scroll down and click “**More Services.**”



Step 5: The user must click on “Apply For New Service.”

Himachal Online Services (e-District)

Home | DXF Creation Video | Sample Files And Guidelines

Type In English | Back to Home | Profile | Change Password | Logout

User Name:

Apply For New Service	My Submitted Applications
Apply For New Service	My Submitted Applications
Saved Draft Applications	Approved/ Rejected Applications
Pay Final Payment For MC Shimla Services	My Water Connections

Important Services

Application for Character Certificate		PSG
Application for Agriculturist Certificate		PSG
Application for Bonafide Himachali Certificate		PSG
Application for Income Certificate		PSG
Application for Caste (SC/ST) Certificate		PSG
Copy of Pariwar Register		PSG
Application for OBC Certificate		PSG

Department wise complete list of services(click on department to select)

- Modules under e-governance to Help the Citizens(MEGH): Revenue Department
- Panchayat Raj Department / Urban Development Department
- ral / Urban Development Department

Step 6: The user must scroll down the webpage and click “E-Nagar Palika Services” and then “Application for water/sewerage connection (UD).”

Women and Child Welfare Department

Department of Labour and Employment

SC, OBC and Minority Affairs Department

Municipal Corporation Shimla / Shimla Jal Prabandhan Nigam

Ease Of Doing Business Services

E-Nagar Palika Services

Application for water/sewerage connection(UD)	An Application for water/sewerage connection(UD)	
Application for NOC of Electricity(UD)	An Application for NOC of Electricity(UD)	
Application for Permission of Canopy(UD)	An Application for Permission of Canopy(UD)	
Application for Dumping of Malva(UD)	An Application for Dumping of Malva(UD)	
Birth Registration and Certificate	An Application for Registration of Birth and Issuance of Birth Certificate	
Death Registration and Certificate	An Application for Registration of Death and Issuance of Death Certificate	
Marriage Registration and Certificate	An Application for Registration of Marriage and Issuance of Marriage Certificate	

Step 7: The user will be directed to “**Application for Water/Sewerage Connection (UD)**” and must click “**Proceed.**”

The screenshot shows the Himachal Online Seva (e-District) website. The header includes the logo and navigation links: Home, DXF Creation Video, Sample Files And Guidelines, Type in English, Back to Home, Profile, Change Password, Logout. The main content area is titled "Application for Water / Sewerage Connection(UD)" and features a "Proceed" button highlighted with a red box. An orange arrow points from the text above to this button. The footer contains the HPSACS logo, copyright information for 2024, and the Himachal logo.

Step 8: The Application form will be displayed and the user must fill in the required Personal Details and choose the application type as shown below to “**Sewerage Connection.**”

The screenshot shows the application form for Water/Sewerage Connection (UD). The form includes a header with the logo and navigation links. The main content area is titled "Application for Water / Sewerage Connection(UD)". The form contains several fields: "Is the Applicant a Registered User?" (Yes/No), "Applicant's Personal Details / आवेदक का व्यक्तिगत विवरण" (highlighted with a red box), "Aadhar Number / आधार संख्या" (123456789012), "Applicant's Image / आवेदक की छवि" (Browse), "Applicant's Title / आवेदक का शीर्षक" (Ms.), "First Name / प्रथम नाम" (TEST), "Middle Name / मध्य नाम", "Last Name / अंतिम नाम", "Mobile Number / मोबाइल नंबर" (0000001234), "Date of Birth / जन्म तिथि" (10/01/2000), "E-Mail / ईमेल", "Gender / लिंग" (Female / महिला), "Application Type / आवेदन का प्रकार" (highlighted with a red box), "Water Connection Type / जल कनेक्शन प्रकार", "Sewerage's Type / सौचिक का प्रकार" (Water Connection, Sewerage Connection - highlighted with a red box and an orange arrow), and "Father's / Husband's Details / पिता / पति का विवरण".

Step 9: The user must scroll down and choose Sewerage's Type as shown below.

E-Mail / ईमेल	<input type="text"/>	Gender / लिंग *	Female / महिला
Application Type / आवेदन का प्रकार *	Sewerage Connection	Water Connection Type / जल कनेक्शन प्रकार *	
Sewerage's Type / सीवेज का प्रकार *		Relationship / रिश्ता / संबंध *	Commercial
Father's / Husband's Details / पिता / पति	Domestic	Applicant's Title / आवेदक का शीर्षक *	
First Name / प्रथम नाम *	<input type="text"/>	Middle Name / मध्य नाम	<input type="text"/>
Last Name / अंतिम नाम	<input type="text"/>		
Address of Applicant / आवेदक का पता			
District / जिला *	<input type="text"/>	Municipality / नगर पालिका *	<input type="text"/>
City / Town / शहर / नगर *	<input type="text"/>	Ward no. / वार्ड नंबर *	<input type="text"/>
House No. / मकान नंबर *	<input type="text"/>	Address / पता	<input type="text"/>
Address of Building / भवन का पता			
Details of Building / भवन का विवरण			
Other Details / अन्य जानकारी			
Documents Required / आवश्यक दस्तावेज			

Step 10: The user must fill in all the required details as shown below.

Address of Building / भवन का पता			
District / जिला *	<input type="text"/>	Municipality / नगर पालिका *	<input type="text"/>
City / Town / शहर / नगर *	<input type="text"/>	Ward no. / वार्ड नंबर *	<input type="text"/>
House No. / मकान नंबर *	<input type="text"/>	Address / पता	<input type="text"/>
Details of Building / भवन का विवरण			
Name of building / भवन का नाम *	<input type="text"/>	Name of owner of building / भवन के मालिक का नाम *	<input type="text"/>
If building is under construction then current status / यदि भवन निर्माण के अधीन है तो वर्तमान स्थिति *	<input type="text"/>	If required for new building construction then Is map of building is approved by ULB / यदि नए भवन निर्माण के लिए आवश्यक है, तो भवन का मानचित्र यूएलबी द्वारा अनुमोदित है *	<input type="text"/>
If required for old building then year of construction / यदि पुरानी इमारत के लिए आवश्यक हो तो निर्माण का वर्ष *	<input type="text"/>	Is applicant Owner or Tenant / क्या आवेदक मालिक है या किरायेदार है *	<input type="text"/>
Is building under municipal area / क्या भवन नगरपालिका क्षेत्र के तहत है *	<input type="text"/>		
Other Details / अन्य जानकारी			
Diameter of Pipe / पाइप का व्यास *	<input type="text"/>	No of Sewerage / सीवेज की संख्या *	<input type="text"/>
Number of Taps / नल की संख्या *	<input type="text"/>	Is Sewerage connection is required / क्या सीवेज कनेक्शन आवश्यक है *	<input type="text"/>
Detail of Water Connection / जल कनेक्शन का विस्तार *	<input type="text"/>	Account Number / खाता संख्या	<input type="text"/>

Step 11: The user must upload the required documents and click “**Submit.**”

Address of Building / भवन का पता

Details of Building / भवन का विवरण

Other Details / अन्य जानकारी

Documents Required / आवश्यक दस्तावेज

Fard, Jamabandi, Tatima * Copy of approved Map *

House tax clearance receipt *

List of documents to be attached from digitallocker.

© 2024. Government of Himachal Pradesh. All rights reserved.
Best Viewed in Chrome with 1366*768 Resolution

d.i.t Himachal
Enabling Governance

Payment of application for Sewerage Connection

Step 1: After submitting the requisite documents, the user then needs to pay the statutory fee for Sewerage connection. The user needs to select the payment gateway and select “**Make Payment.**”

Application for Water / Sewerage Connection(UD)

Application Number	I228C0601250204
Applicant Name	Deepak
Date of Application	06/01/2025
Service Name	Application for Water / Sewerage Connection(UD)
Government Fees	50.0
Total Fees	50.0

Note:

1. If Payment Status is "RESPONSE AWAITED" then wait at least for 30 minutes to check payment Status again
2. If Payment is deducted and "Check Previous Payment Status" button appears in action field then click on that button

Activate Windows


Step 2: The user can make the payment through Cards (Credit / Debit)

The screenshot shows the 'Payment Options : Cards (Credit/Debit)' section. At the top, there is a user profile area with the text '9XXYY9X239| Username' and a 'Show Details' link. Below this, the 'Cards' tab is selected, showing a form with the following fields: 'Credit / Debit Card Number', 'Expiry (MM/YY)', 'CVV', and 'Name on Card'. There is also a 'Signup for PayUMoney' toggle switch which is turned on. A prominent green 'Pay Now' button is located at the bottom of the form. At the very bottom of the page, there are logos for Visa, MasterCard, and GeoTrust, along with the PayU logo.

Step 3: The user can make the payment through Net banking and click on “Pay Now.”


The screenshot shows the 'Payment Options : Net Banking' section. At the top, there is a user profile area with the text '9XXYY9X239| Username' and a 'Show Details' link. Below this, the 'Banks' tab is selected, showing a grid of bank logos: SBI, KOTAK, IOB, and IDBI. There is also a 'Select another bank' dropdown menu. A 'Signup for PayUMoney' toggle switch is visible, which is turned on. A prominent green 'Pay Now' button is located at the bottom of the form, highlighted with a red rectangular box. An orange arrow points from the text 'Pay Now.' in the step description to this button. At the very bottom of the page, there are logos for Visa, MasterCard, and GeoTrust, along with the PayU logo.

Step 4: After Successful payment, an “**Acknowledgement Receipt**” will be generated as below mentioned in the image.

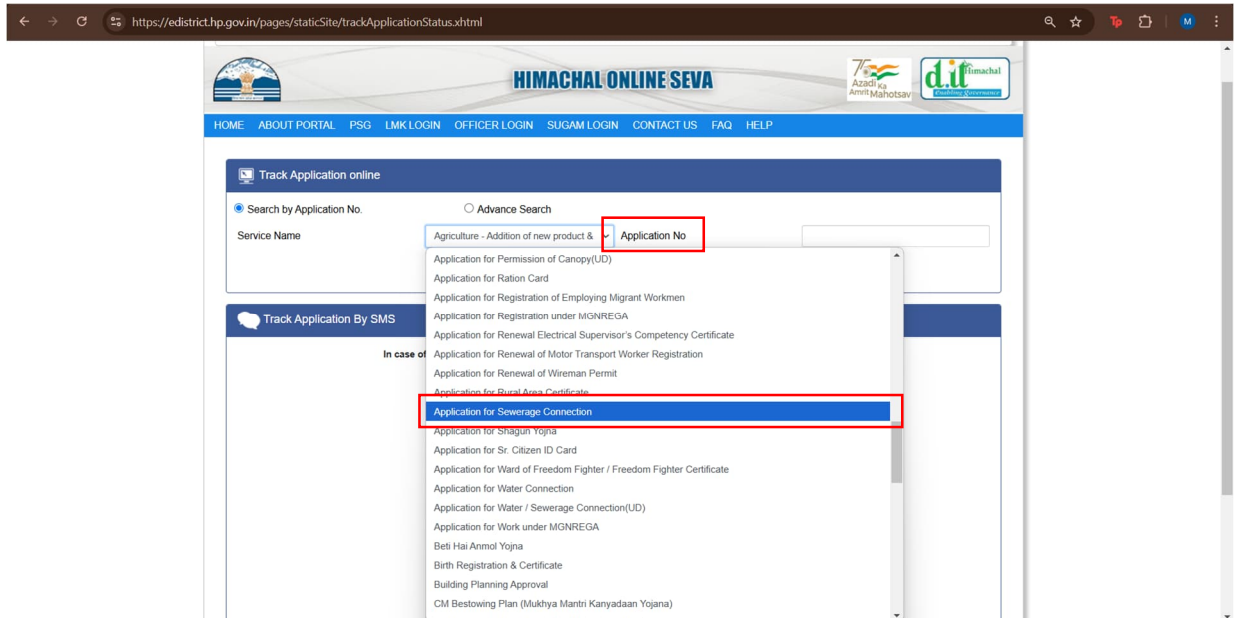
 हिमाचल प्रदेश सरकार GOVERNMENT OF HIMACHAL PRADESH	
पावती रसीद / Acknowledgement Receipt	
आवेदन संख्या / Application No.	: A228C2410200001
आवेदन की तारीख / Date of Application	: 09/01/2025
आवेदक का नाम / Applicant Name	: avinash
सेवा का नाम / Service Applied for	: Application for Water / Sewerage Connection(UD)
प्रसाशन शुल्क / Govt. Fees	: 50
कुल शुल्क / Total Fees	: 50
ट्रांस सं. / Trans No.	: ZPNBDRN0AE0YBE
बैंक प्रसंग सं. / Bank Ref No	: 607847113
व्यापारी आइडी / Merchant Id	: NA
भुगतान की स्थिति / Payment Status	: PGS10001-Success
भुगतान का प्रकार / Payment Mode	: Online

Tracking of application for Sewerage Connection

Step -1: The user need to go to the E-district portal (Himachal Online Seva) by going to the URL: <https://edistrict.hp.gov.in/> and click on the button **“Track Application”**



Step -2: The below given webpage will appear, The user then need to select the service **“Application for Sewerage Connection”** under the category **Service Name** and **enter Application No**



Step -3: After filling Application No. to **“Track Status of the Application”** following message will appear as mentioned below in the images.

edistrict.hp.gov.in/pages/staticSite/Add_documentS.xhtml

HOME ABOUT PORTAL PSG LMK LOGIN OFFICER LOGIN SUGAM LOGIN CONTACT US Himachal Online Seva Video

Track Application Status

Application No	Application No
District	Mandi
Application Submission/Re-Submission Date	09/01/2025
Applicant Name	avinash
Status	Issued by Secretary Nagar Panchayat

Back

HPSACS © 2020. Government of Himachal Pradesh. All rights reserved. Security Policies | Terms and Conditions | Cancellation/Refund policy | Privacy Policy

Step 4 : Applicant can see **“Approve/Rejected Application”** status after filling required details as mentioned in the below images.

Himachal Online Seva (e-District)

Home | DXF Creation Video | Sample Files And Guidelines

Type in English Profile | Change Password | Logout

Citizen User

User Name: *****

My Submitted Applications

Enter Service Name	Enter Application No.	Enter Applicant Name
<input type="text"/>	<input type="text"/>	<input type="text"/>

Search

Load Submitted Applications

NOTE: Please Click on "Load Submitted Applications" button to view Submitted Application details

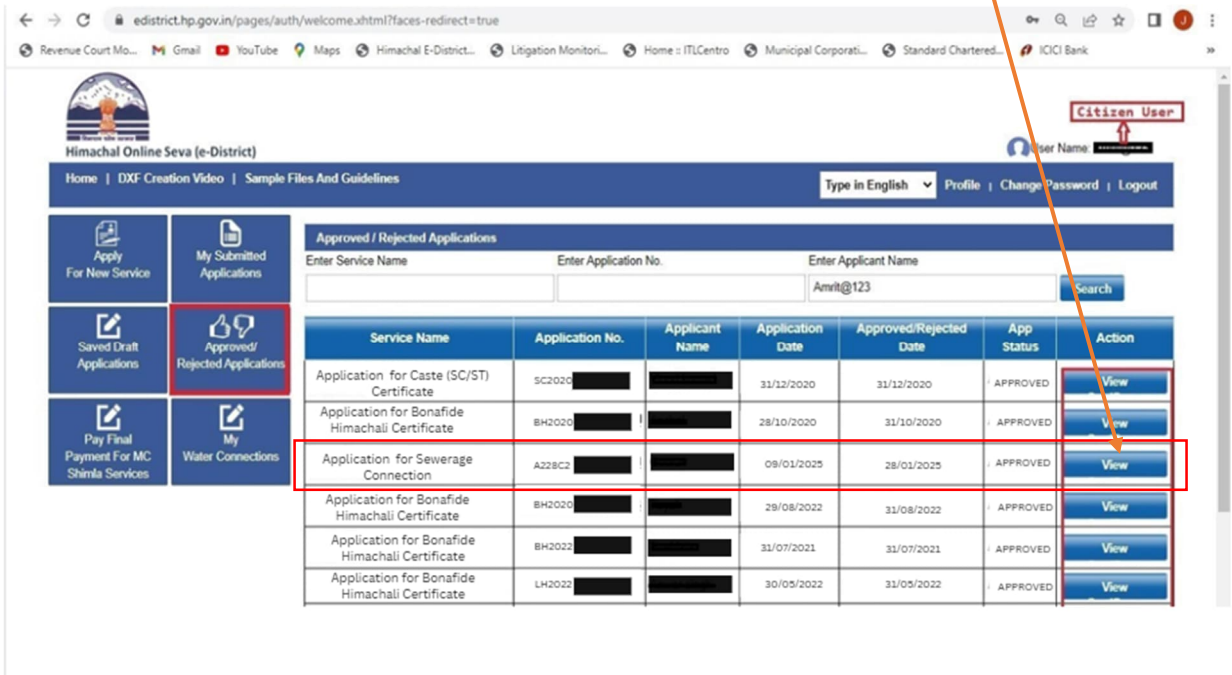
Apply For New Service My Submitted Applications Saved Draft Applications Approved/Rejected Applications Pay Final Payment For MC Shimla Services My Water Connections

HPSACS © 2015. Government of Himachal Pradesh. All rights reserved. Best Viewed in Chrome with 1366*768 Resolution

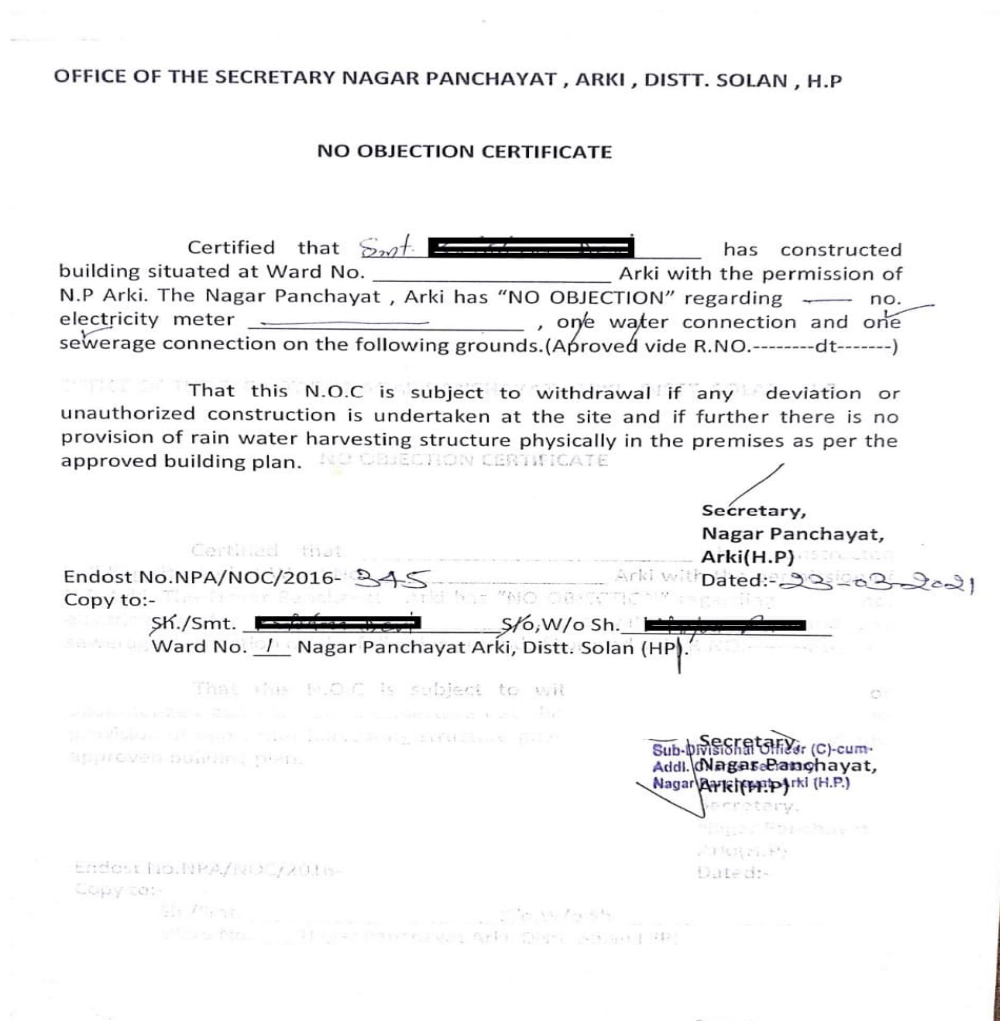
d.i.t Himachal Enabling Government

Downloading of Application of Sewerage Connection

Step 5 : After filling Application Details, User can “View Status of the Application” if application Status comes Approved user can download certificate.

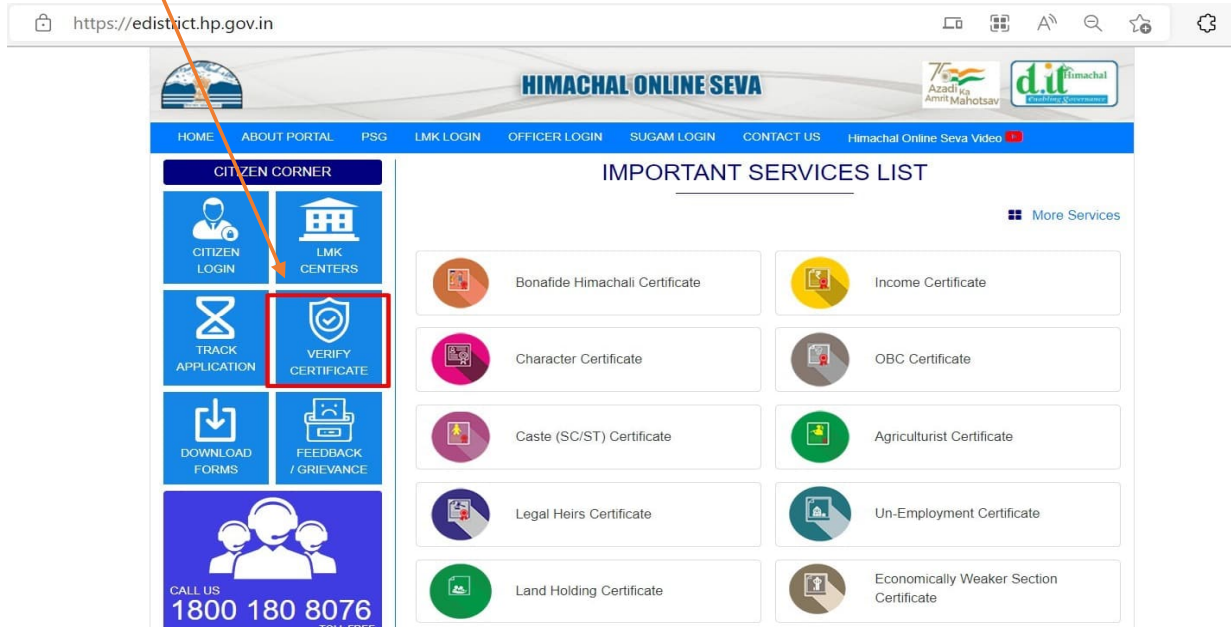


Step 6 : Below mentioned is the Image of “No Objection Certificate”



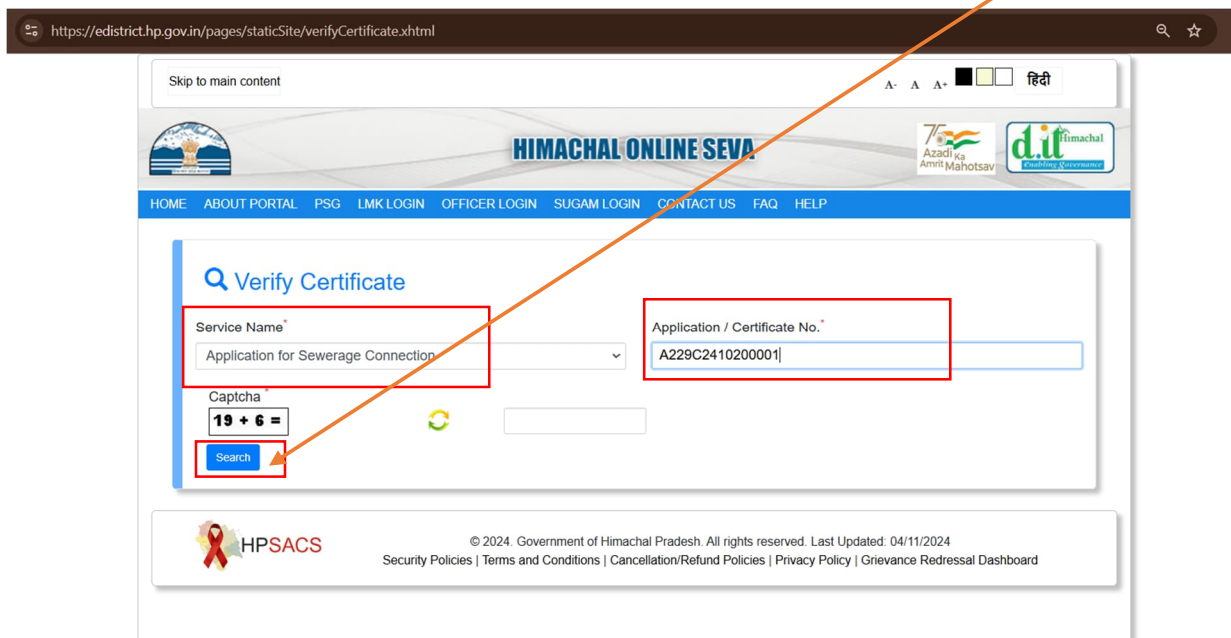
Third party verification of the Status of application for Sewerage Connection

Step-1 The user need to go to the official website of Online Single window portal for citizen centric services (Himachal Online Seva) URL: <https://edistrict.hp.gov.in/> and click on the link “Verify Certificate”



The screenshot shows the homepage of the Himachal Online Seva portal. The 'CITIZEN CORNER' section on the left contains several service icons. The 'VERIFY CERTIFICATE' icon, which features a shield with a checkmark, is highlighted with a red rectangular box. An orange arrow originates from this box and points towards the 'Verify Certificate' page shown in the subsequent screenshot. The 'IMPORTANT SERVICES LIST' on the right includes various certificates such as Bonafide Himachali Certificate, Income Certificate, Character Certificate, OBC Certificate, Caste (SC/ST) Certificate, Agriculturalist Certificate, Legal Heirs Certificate, Un-Employment Certificate, Land Holding Certificate, and Economically Weaker Section Certificate.

Step-2 The user then need to select service name as “Application for Sewerage Connection” and need to enter the “Application No” as highlighted below and click on the “Search” button



The screenshot displays the 'Verify Certificate' page. The 'Service Name' dropdown menu is selected with 'Application for Sewerage Connection'. The 'Application / Certificate No.' text input field contains the alphanumeric string 'A229C2410200001'. Below these fields is a captcha challenge showing '19 + 6 ='. The 'Search' button is highlighted with a red rectangular box, and an orange arrow points to it from the text above. The footer of the page includes the HPSACS logo, copyright information for the Government of Himachal Pradesh (© 2024), and links to Security Policies, Terms and Conditions, Cancellation/Refund Policies, Privacy Policy, and Grievance Redressal Dashboard.

Step-3 The verification Status of the application of Sewerage registration will be shown in the window as highlighted below:

https://edistrict.hp.gov.in/pages/staticSite/verifyCertificateStatus.xhtml

HIMACHAL ONLINE SEVA

75 Azadi Ka Amrit Mahotsav d.i.t Himachal Pradesh Government

HOME ABOUT PORTAL PSG LMK LOGIN OFFICER LOGIN SUGAM LOGIN CONTACT US Himachal Online Seva Video

Verify Certificate

Sewerage Connection Application

Certificate No/Application No	A229C2410200001
District	MANDI
Applicant Name	Avinash
Father's/Mother's/Husband's Name	Shambhu Ram
Service Applied For	Application for Sewerage Connection (UD)
Service Applied On	09/01/2025
Date of Issue	28/01/2025
Issued By	APPROVED by Secretary Nagar Panchayat
Status	APPROVED

Back

HPSACS

© 2020. Government of Himachal Pradesh. All rights reserved.
Security Policies | Terms and Conditions | Cancellation/Refund policy | Privacy Policy