



Himachal Pradesh Swasthya Bima Yojna Society
Department of Health & Family Welfare, Government of Himachal Pradesh

USER MANUAL

Healthcare-PMJAY/State Health Card

DEPARTMENT OF HEALTH AND FAMILY WELFARE

URL: Homepage: <https://www.hpsbys.in/>

GOVERNMENT OF HIMACHAL PRADESH

TABLE OF CONTENTS

	Page No.
1. Checklist and Applicable Fee.....	01-02
2. Submission of Application	03-11
3. Payment of Application Fee	12-14
4. Track Status of Application	15-16
5. Download the Final Signed Certificate	17-17

SUPPORTING DOCUMENTS

Sr. No.	Category	Documents Required for Authentication
1	BPL	Copy of BPL certificate attested by the Panchayat Secretary within previous one month.
2	Registered Street Vendor	Registration Certificate attested by the Executive Officer, MC/NP/NAC within previous one month.
3	MNREGA Worker	MNREGA Job Card and Online MIS Report indicating 50 days work under MNREGA in previous or current financial year duly attested by concerned Panchayat Secretary/BDO.
4	Ekal Naaris	Certificate to be issued by Child Development Program Officer (CDPO) of the concerned area and shall include Widows/Divorced/Legally Separated /Unmarried more than 40 years.
5	Disabled>40%	Medical Disability Certificate showing permanent disability.
6	Sr. Citizen above 70 years of age	Any valid age proof
7	Anganwari Worker/Helpers	Certificate from Child Development Program Officer (CDPO) of the concerned area.
8	ASHA Workers	Certificate from Block Medical Officer (BMO) of the concerned area.
9	Mid-Day meal workers	Certificate from Block Elementary Education Officer of the concerned area.
10	Contractual Employees	Certification from concerned Department
11	Daily Wage Workers	Certification from concerned Department
12	Part Time Workers	Certification from concerned Department
13	Outsource Employees	Certification from concerned Department

Applicable Fee

Category	Target Group	Premium Amount
1	<ul style="list-style-type: none">• BPL (Not covered under Ayushman Bharat)• Registered Street Vendors (Not covered under Ayushman Bharat)• MNREGA worker who have worked minimum 50 days under MNREGA during previous financial year or current financial year.• Senior Citizen above 70 years of age• Children living in Orphanages	Zero
2	<ul style="list-style-type: none">• Ekal Naaris• Disabled >40%• Anganwari Workers• Anganwari Helpers• ASHA workers• Mid-Day meal workers• Daily Wage Workers (Govt., Autonomous Bodies, Societies, Boards & Corporations etc. under the control of State Government),• Part Time Workers (Govt., Autonomous Bodies, Societies, Boards & Corporations etc. under the control of State Government)• Contractual Employees (Govt., Autonomous Bodies, Societies, Boards & Corporations etc. under the control of State Government)• Outsource Employees	Rs. 365 per year
3	<ul style="list-style-type: none">• Beneficiaries not covered under category-I and category-II or who are not Govt. servants/pensioners or their dependent family members.	Rs. 1000 per year

ONLINE SUBMISSION OF APPLICATION

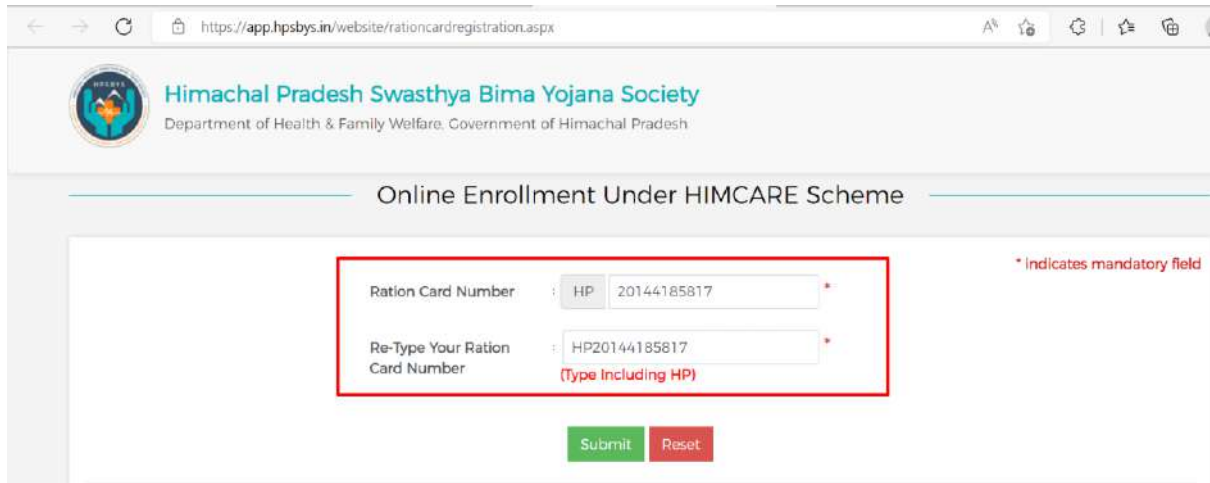
Step-1: Go to URL: <https://www.hpsbys.in/> (Homepage HPSBYS)



Step-2: Hover to “ONLINE HIMCARE ENROLLEMENT” in the home page and click as shown in the picture below

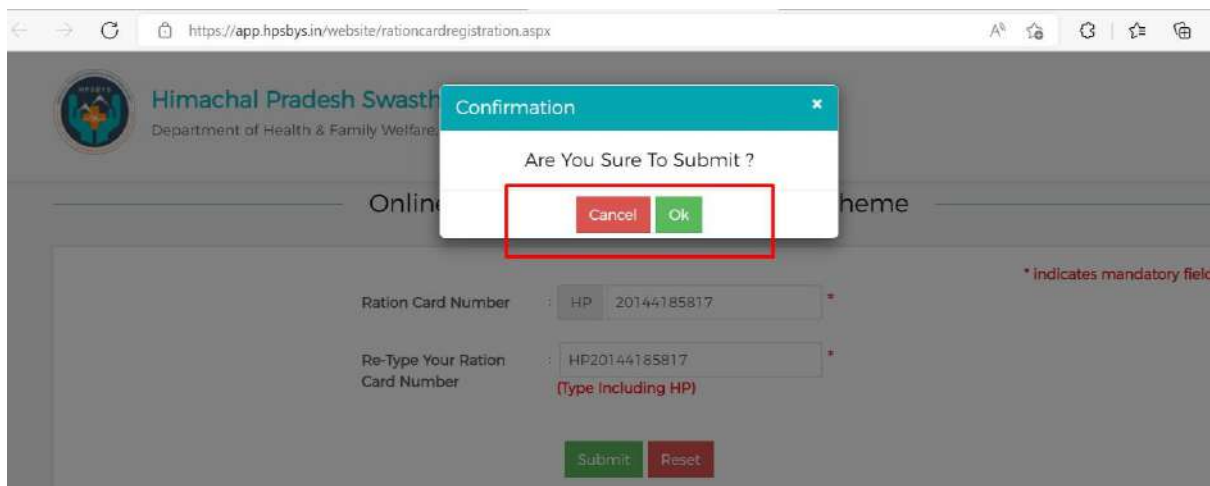


Step-3: Then hover on “Ration Card Number” and fill in the ration card number in the empty box. Re-enter the Ration card No with prefix “HP” and submit.



The screenshot shows a web browser window with the URL <https://app.hpsbys.in/website/rationcardregistration.aspx>. The page header includes the logo of Himachal Pradesh Swasthya Bima Yojana Society and the text "Department of Health & Family Welfare, Government of Himachal Pradesh". The main heading is "Online Enrollment Under HIMCARE Scheme". The form contains two input fields: "Ration Card Number" with a dropdown menu set to "HP" and a text box containing "20144185817"; and "Re-Type Your Ration Card Number" with a text box containing "HP20144185817" and a note "(Type Including HP)". A red box highlights these two fields. To the right, there is a note "* Indicates mandatory field". At the bottom of the form are "Submit" and "Reset" buttons.

Step-4: Step 4: Click on “Ok” to submit



The screenshot shows the same web browser window as in Step 3. A confirmation dialog box is overlaid on the form. The dialog box has a title bar "Confirmation" and a close button. The main text inside the dialog box asks "Are You Sure To Submit?". Below the text are two buttons: "Cancel" (red) and "Ok" (green). A red box highlights the "Ok" button. The background form is dimmed, showing the same fields and buttons as in Step 3.

Step-5: Click on “register” button for registration

The screenshot shows the 'Online Enrollment Under HIMCARE Scheme' page. At the top, there is a header for 'Himachal Pradesh Swasthya Bima Yojana Society' with its logo and the text 'Department of Health & Family Welfare, Government of Himachal Pradesh'. Below the header, the page title is 'Online Enrollment Under HIMCARE Scheme'. There are two input fields: 'Ration Card Number' with the value 'HP 20144185817' and 'Re-Type Your Ration Card Number' with the value 'HP20144185817'. A red asterisk indicates mandatory fields. Below the input fields, there is a light blue banner with the text 'Welcome To HIMCARE' and 'Click On Register Button For Registration'. At the bottom, there are two buttons: 'Cancel' (red) and 'Register' (green). A red box highlights the 'Register' button, and a blue arrow points to it from the text above.

Step-6: Click on “Ok” for giving confirmation for registration

The screenshot shows the same registration page as in Step 5, but with a confirmation dialog box overlaid. The dialog box has a teal header with the text 'Confirmation' and a close button. The main text in the dialog box asks 'Are you sure to Register?'. Below the text are two buttons: 'Cancel' (red) and 'Ok' (green). A red box highlights the 'Ok' button, and a blue arrow points to it from the text above. The background page is dimmed.

Step-7: Enter the Beneficiary Information

State : Himachal Pradesh Ration Card Number : HP20144185817

Beneficiary Information * indicates mandatory field

Page 1 of 3

District : Shimla * Block : Mashobra *

Panchayat : RLA Shimla (U) * Village : --Select-- *

Mobile Number : 8091355556 * Kindly enter a Valid number of beneficiary. Address : Prakash Cottage, Ram Nagar, Shimla * 220 characters are left.

Social Group Type : General * Category : None of these * Premium Amount Annually (₹) : 1000.00

Policy Period : Three Year * Final Amount To Be Paid (₹) : 1000.00

Step-8: Upload Category Proof and Front and Back side of Ration Card

Occupation GuideLine Details:
NA

Upload Category Proof : Choose File No file chosen * Click Here To View Category Document Upload GuideLine

Ration Card Number : HP20144185817 *

Upload Front side of Ration Card : Choose File Ration c...ront.jpeg * View Ration

Upload Back side of Ration Card : Choose File Ration C...ack.jpeg * View Ration

Only .jpeg/.jpg, .pdf, .png files & Max size 200 KB only

Step-9: Tick mark the “Decalartion Check List” as applicable and click on the button “Save & Next”

Declaration Check List :

- I have entered a Valid Mobile number on which i will get SMS from HIMCARE.If any mismatch of mobile number found during Admission in Hospital,then I wont able to get treatment.
- I have uploaded Clearly visible Original Scanned Copy of both Front and Back side of Ration Card indicating names of Family Members.
- I have entered a valid Ration card number which is provided to my family from the government .
- If the Ration card number provided by me found mismatch with scanned copy , then the Application will be Rejected and No money will be Refunded to me .

Step-10: Click on “ok” to give confirmation to save the data.

The screenshot shows a web browser window with the URL <https://app.hpsbys.in/website/AddBeneficiaryInfo.aspx?Msg=yGgklYuNUwU3%2b%2fc6A%2ftiUumVnCxGQQevdUx8HIZqB...>. The background form displays the following information:

- Ration Card Number : HP20144185817
- Upload Front side of Ration Card : Ration c...
View Ration
Only jpeg/png/pdf/png files
200 KB only
- Upload Back side of Ration Card : Ration C...ack.jpeg *
View Ration
Only jpeg/png/pdf/png files & Max size
200 KB only

The "Declaration Check List" is visible at the bottom of the form, with all four items checked. A "Save & Next" button is located at the bottom center of the form.

A "Confirmation" dialog box is overlaid on the form, containing the text "Are You Sure To Save ?" and two buttons: "Cancel" and "Ok". The "Ok" button is highlighted with a red box.

Step-11: Add “Family Information” and click on “Save” the data.

https://app.hpsbys.in/website/AddFamilyInfo.aspx?enc=BNsX5GFINKZLsFV/kPLzMv8r0YIV1ghCKHcOBZCwTVaJMghOggUR...

Add Family Information

Dependent Name : XYZ *

Relation : Brother *

Gender : Male *

Date of Birth : 25-Jul-1986 *

Age : 36 *

Aadhaar Number : 7763 6162 1146 *

Re-Type Your Aadhaar Number : 7763 6162 1146 *

Upload Aadhaar Document : Sidharth Aadhar card.pdf *

[View Document](#)
Only jpeg/jpg.pdf.png & Max size 200 KB only

Step-12: Click on “Ok” for giving confirmation to Save the data

https://app.hpsbys.in/website/AddFamilyInfo.aspx?enc=BNsX5GFINKZLsFV/kPLzMv8r0YIV1ghCKHcOBZCwTVaJMghOggUR...

Click to go forward (Alt+Right arrow), hold to see history

Age : 36 *

Aadhaar Number : 7763 *

Re-Type Your Aadhaar Number : 7763 *

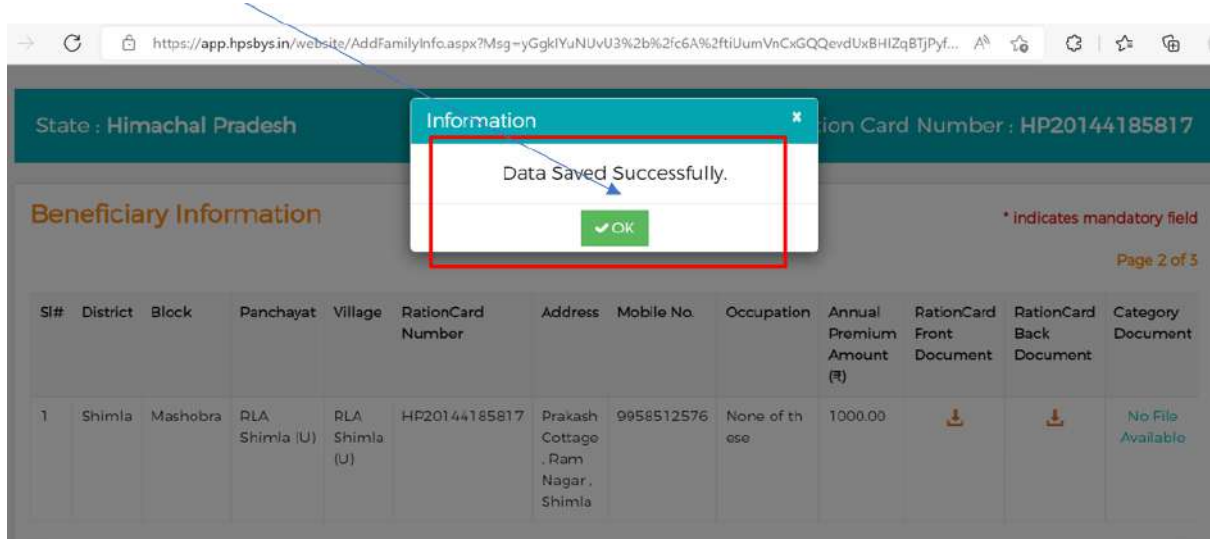
Upload Aadhaar Document : Ration card Front.jpeg *

[View Document](#)
Only jpeg/jpg.pdf.png & Max size 200 KB only

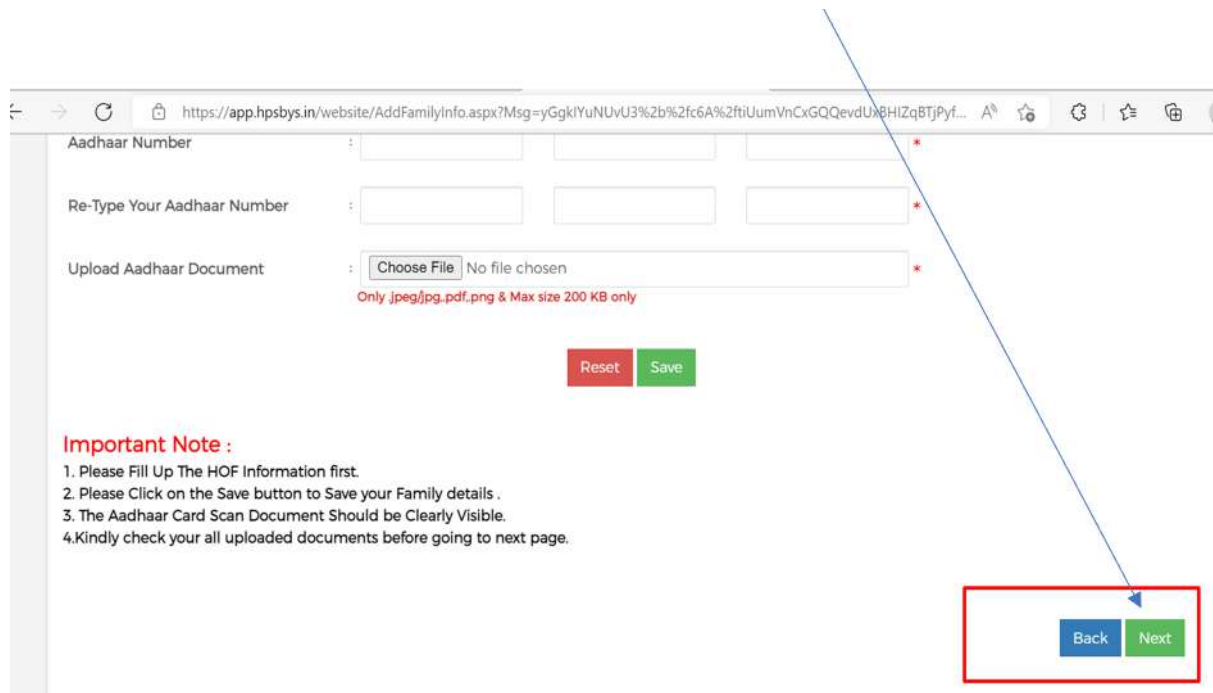
Confirmation

Are You Sure To Save ?

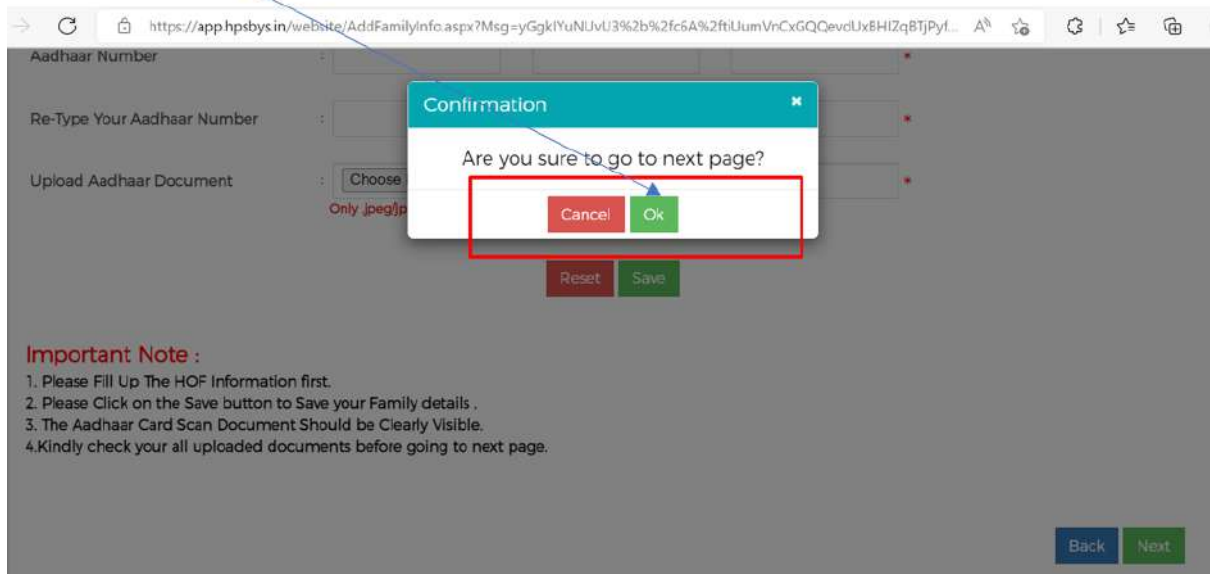
Step-13: Click on “Ok” to save the data



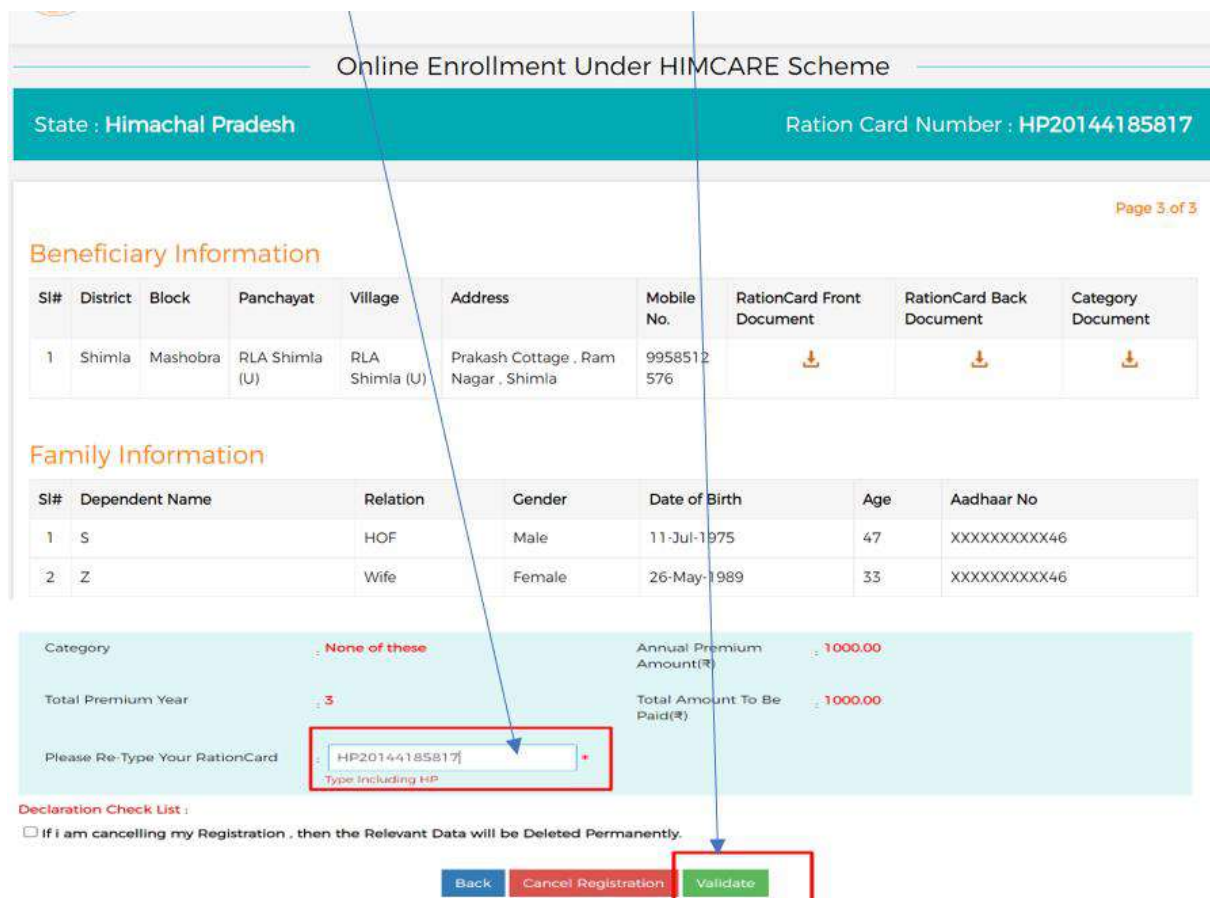
Step-14: Fill similar details for other family members and click on “Next” to save the data



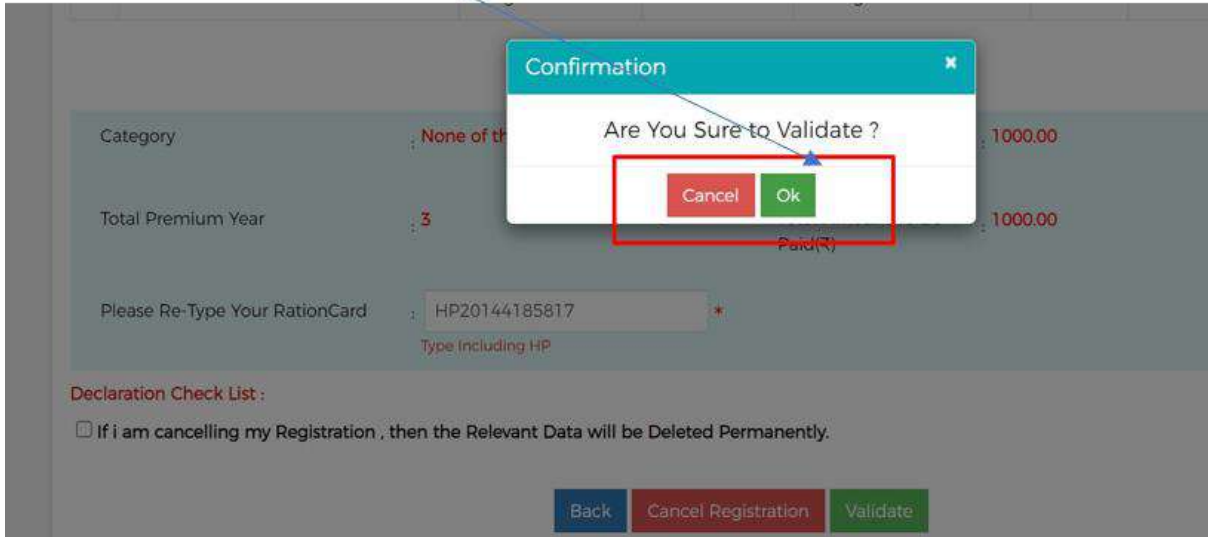
Step-15: Click on “OK” to go to the next page



Step 16: Renter the “Ration card No” and click on “Validate” the data

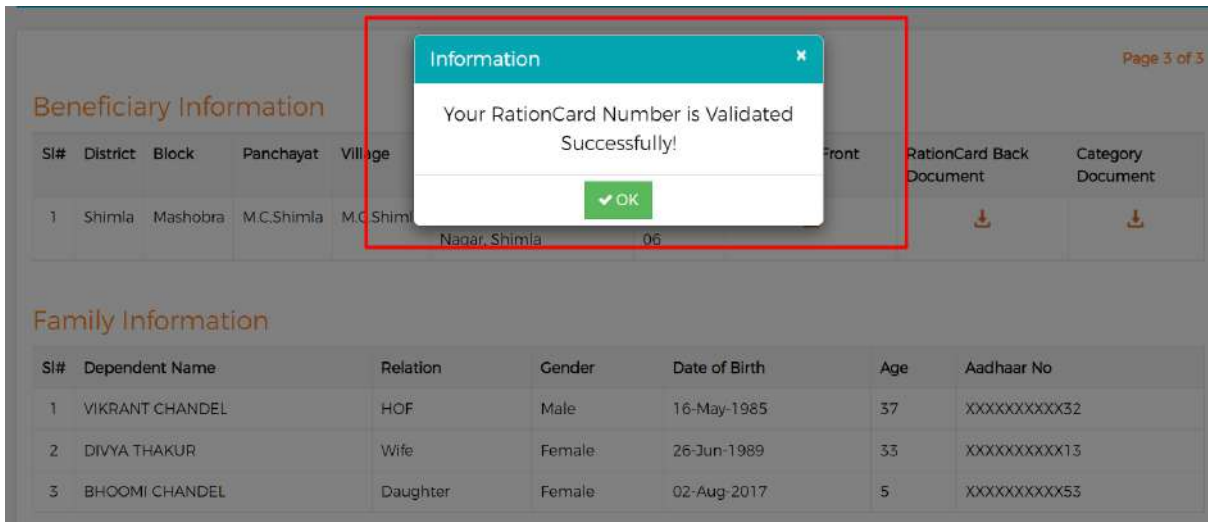


Step 17: Click on “Ok” to validate



The screenshot shows a registration form with a modal dialog box titled "Confirmation" overlaid on it. The dialog box asks "Are You Sure to Validate?" and has two buttons: "Cancel" (red) and "Ok" (green). A red box highlights the "Ok" button, and a blue arrow points to it from the text above. The background form includes fields for "Category", "Total Premium Year", and "Please Re-Type Your RationCard" (with value HP20144185817). There are also "Back", "Cancel Registration", and "Validate" buttons at the bottom of the form.

Step 17: After validation a pop-up of successful validation will appear as shown below



The screenshot shows a "Beneficiary Information" table with a modal dialog box titled "Information" overlaid on it. The dialog box displays the message "Your RationCard Number is Validated Successfully!" and has an "OK" button with a green checkmark. A red box highlights the dialog box. The background table has columns for "SI#", "District", "Block", "Panchayat", "Village", "Front", "RationCard Back Document", and "Category Document".

SI#	District	Block	Panchayat	Village	Front	RationCard Back Document	Category Document
1	Shimla	Mashobra	M.C.Shimla	M.C.Shimla	Nagar, Shimla	06	

SI#	Dependent Name	Relation	Gender	Date of Birth	Age	Aadhaar No
1	VIKRANT CHANDEL	HOF	Male	16-May-1985	37	XXXXXXXXXX32
2	DIVYA THAKUR	Wife	Female	26-Jun-1989	33	XXXXXXXXXX13
3	BHOOMI CHANDEL	Daughter	Female	02-Aug-2017	5	XXXXXXXXXX53

Online Payment of Application Fee

Step 18: Click on the button “**Confirm**” for making the payment

Family Information

Sl#	Dependent Name	Relation	Gender	Date of Birth	Age	Aadhaar No
1	VIKRANT CHANDEL	HOF	Male	16-May-1985	37	XXXXXXXXXX32
2	DIVYA THAKUR	Wife	Female	26-Jun-1989	33	XXXXXXXXXX13
3	BHOOMI CHANDEL	Daughter	Female	02-Aug-2017	5	XXXXXXXXXX53

Category	: None of these	Annual Premium Amount(₹)	: 1000.00
Total Premium Year	: 3	Total Amount To Be Paid(₹)	: 1000.00
Please Re-Type Your RationCard	: HP20144185817		
	Type Including HP		

Step 19: Click on the button “**Proceed for Pay**” to make the desired payment

Amount Payable : 1000.00

Reference No.	: FE9FE1F75D9385603
HOF Name	: VIKRANT CHANDEL
Mobile No.	: 7807500006
Ration Card No.	: HP20144185817
Category	: None of these

Note :- By Clicking on Proceed For Pay Button you will be redirected to Payment Page.

Note : If your Premium Amount has been deducted from your bank account and your enrollment status is showing payment not done ,then please wait for 24 hour .If your payment is success then the system will Automatically update your payment .Kindly dont make payment multiple time if your Premium Amount is Deducted from your bank Account .

Step 20: Click on the button “Proceed Now” to initiate the transaction

EazyPay

Payment Mode

Net Banking
Debit Card
Credit Card
UPI

Transaction ID	220921131265328
Amount	Rs. 1000.00
Convenience Fee	Rs. 0.00
GST	Rs. 0.00
Total Bill Amount	Rs. 1000.00

Mobile No : 7807500006 Email ID : demo@gmail.com



Payer Name : Optional


***Please provide the mobile number for transaction communication & viewing transaction history.**

ICICI Bank Retail ICICI Bank Corporate Other Bank

Proceed Now **Cancel**

Step 21: After making the transaction, a screen will appear giving notification of **successful payment**

 **Your payment is successful.**

You are being redirected back to merchant, Kindly not refresh the page or close browser wait while we pass on your payment confirmation to EAZYPAYICIBANK EMI

Your payment INR 1,000.00 has been made successfully to	EAZYPAYICIBANK EMI
Your Merchant Reference Number is	164178
Your Transaction Reference Number is	0495094785
Kindly wait while we pass on your payment confirmation to	EAZYPAYICIBANK EMI

For any transaction related queries, please contact the merchant and quote the Merchant Reference Number mentioned above

Step 22: "Himcare Premium Collection Receipt" is made available on the screen and can be downloaded

9/21/22, 1:09 PM

Welcome :: Himachal Pradesh Swasthya Bima Yojana Society

HIMCARE Premium Collection Receipt



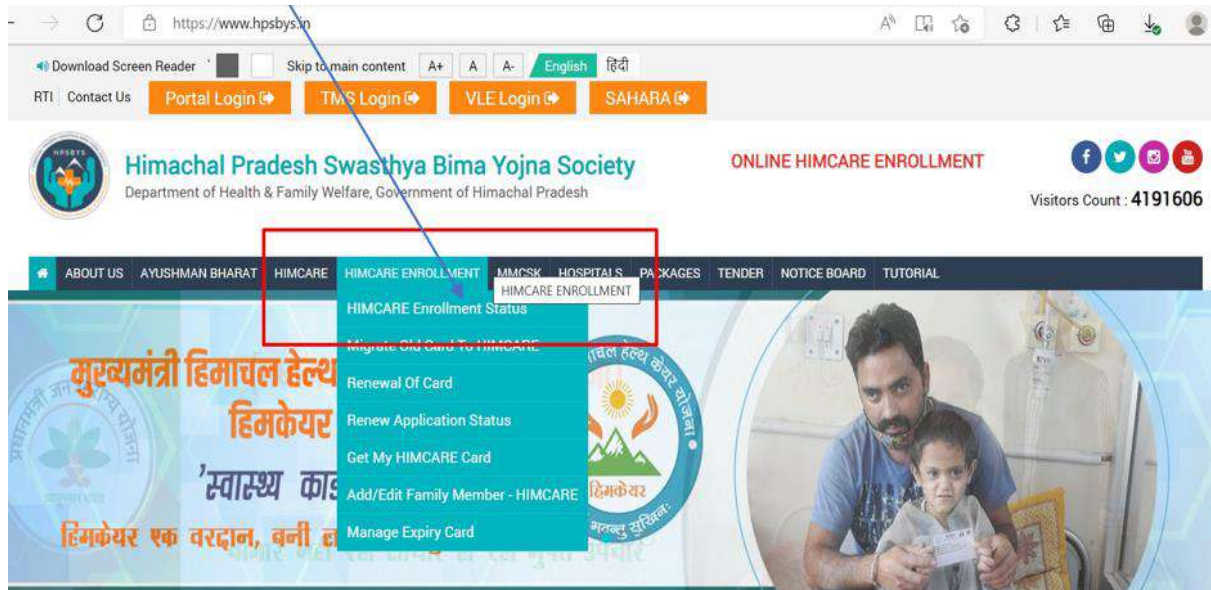
Success!

Registration Type	:	Fresh Application
RationCard / HIMCARE No	:	HP20144185817
Occupation	:	None of these
Mobile No	:	7807500006
Reference No	:	FE9FE1F75D9385603
HIMCARE Transaction ID	:	FE9FE1F75D93856031
Bank Transaction ID	:	220921131265328
Transaction Date	:	21 Sep 2022
Payment Mode	:	NET_BANKING_ICICI
Payment Amount	:	1000.00
Payment Status	:	Success

Note : If your Premium Amount has been deducted from your bank account and your enrollment status is showing payment not done ,then please check after 24 hour .For any Queries, Please mail your query on rishi.thakur@csm.co.in .

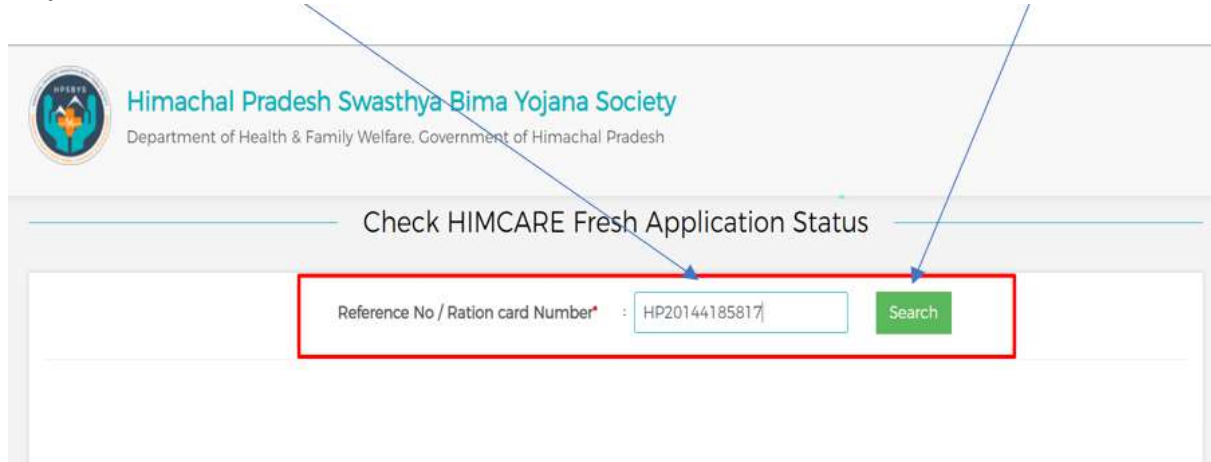
Track Status of Application

Step 1: Go to URL : <http://www.hpsbsy.in> and hover the mouse on HIMCARE ENROLLEMENT and click on “HIMCARE Enrolment Status”



The screenshot shows the homepage of the Himachal Pradesh Swasthya Bima Yojana Society. The header includes the organization's name, logo, and contact information. A navigation menu is visible, with 'HIMCARE ENROLLMENT' highlighted. A dropdown menu is open, showing options such as 'HIMCARE Enrollment Status', 'Migrate Old Card To HIMCARE', 'Renewal Of Card', 'Renew Application Status', 'Get My HIMCARE Card', 'Add/Edit Family Member - HIMCARE', and 'Manage Expiry Card'. A red box highlights the 'HIMCARE ENROLLMENT' menu item and its dropdown options. A blue arrow points from the text in Step 1 to the 'HIMCARE ENROLLMENT' menu item.

Step 2: Enter the “Reference No / Ration Card Number” and click on the button “Search”



The screenshot shows the 'Check HIMCARE Fresh Application Status' form. The form has a text input field labeled 'Reference No / Ration card Number*' with the value 'HP20144185817' entered. A green 'Search' button is located to the right of the input field. A red box highlights the input field and the 'Search' button. Two blue arrows point from the text in Step 2 to the input field and the 'Search' button.

Step 3: "Status" of the application will be shown on the screen as shown below

Himachal Pradesh Swasthya Bima Yojana Society
Department of Health & Family Welfare, Government of Himachal Pradesh

Check HIMCARE Fresh Application Status

Reference No / Ration card Number :

[Click here](#) to download HIMCARE Card

Application Type : **Fresh**
Reference No : **FE9FE1F75D9385603**
URN : **02110484185051687**

Action Taken On : **21-Sep-2022**
Status : **Approved**

Date of Registration : **21-Sep-2022** Time : **12:41PM**

Scheme : **HimCare** State : **Himachal Pradesh** District : **Shimla**
Block : **Mashobra** Panchayat : **M.C.Shimla** Village : **M.C.Shimla**

Step 4: Download the Himcare card as JPG / PDF format and print out can be given from the below link

Himachal Pradesh Swasthya Bima Yojana Society
Department of Health & Family Welfare, Government of Himachal Pradesh

Download And Print HIMCARE Card

Search By * :

HIMCARE Number : **02110484185051687**

[Download as JPG](#) [Download as PDF](#) [Print HIMCARE Card](#)

Date of Registration : **21-Sep-2022** Policy Period Valid upto : **20-Sep-2025**

Scheme : **HimCare** State : **Himachal Pradesh** District : **Shimla**
Block : **Mashobra** Panchayat : **M.C.Shimla** Village : **M.C.Shimla**

Family Information

Ration Card No. : **HP20144185817** Social Group Type : **General** Category : **None of these**
Mobile Number : **7807500006** Premium Amount : **1000.00**
Locality/Short Address : **Ram Singh House, Ram Nagar, Shimla**

Dependent Information

Sl#	Dependent Name	Relation	Gender	Date of Birth	Age	Aadhaar Number
1	VIKRANT CHANDEL	HOF	M	16-May-1985	37	XXXXXXXX3132
2	DIVYA THAKUR	Wife	F	26-Jun-1989	33	XXXXXXXX0713
3	BHOOMI CHANDEL	Daughter	F	02-Aug-2017	5	XXXXXXXX9653

DOWNLOADING OF FINAL CERTIFICATE

Step 5: Him care card



हिमकेयर
हिमाचल हेल्थ केयर योजना

Head of Family :VIKRANT CHANDEL
HIMCARE Number .J2110484185051687
Policy Period Valid upto : 20-Sep-2025
Address(District, Block):Snimla,Mashobra

स्वस्थ हिमाचल, समृद्ध हिमाचल
Toll Free Number 1800 102 1142



Details of family members

HIMCARE Number :02110484185051687

Sl#	Name	Gender	Unique MemberId
1	VIKRANT CHANDEL	M	021104841850516180
2	DIVYA THAKUR	F	021104841890626200
3	BHOOMI CHANDEL	F	02110484117080230

स्वस्थ हिमाचल, समृद्ध हिमाचल