



USER MANUAL

Obtaining Water Connection

Jal Shakti Vibhag, Himachal Pradesh

Home Page URL:

Single Window (Ground Water): <http://emerginghimachal.hp.gov.in/>

Department (Tap Water): <http://iph.hp.nic.in/>

Direct Login Page URL:

Single Window (Ground Water):

<http://emerginghimachal.hp.gov.in/swcs/sample/one/action/register>

Department (Tap Water): <http://iph.hp.nic.in/Citizen/WCWelcome.aspx>

Link for mandate orders for online application only:

Ground Water:

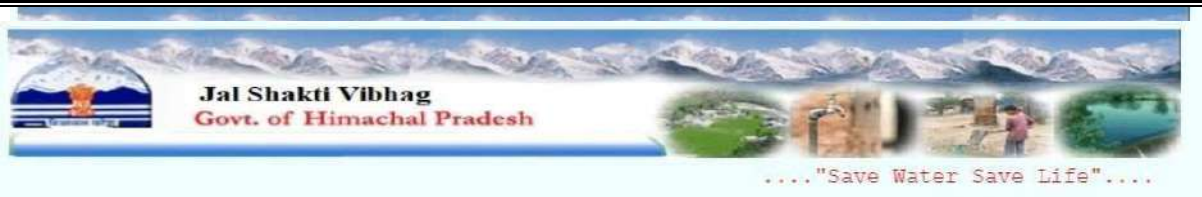
<http://hpihp.org/HP%20Ground%20Water/Notification%2004.02.2019.pdf>

Tapped Water:

<https://emerginghimachal.hp.gov.in/themes/backend/uploads/notification/WaterConnectionMandateOrder.pdf>

Table of Contents

1. Online application submission	3
2. Track Application Status	8
3. Payment of Application Fee.....	13
4. Download Final Certificate.....	14
5. Third Party Verification	16



1. Online application submission

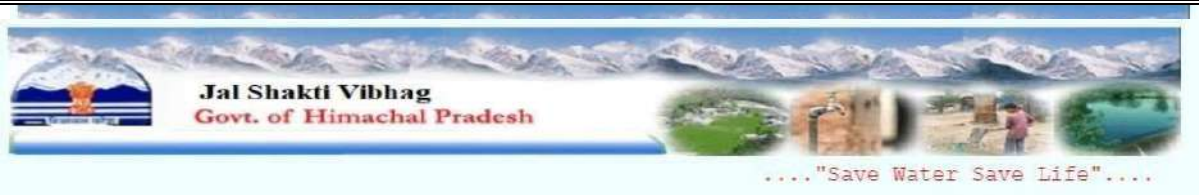
Online application of Tapped Water Connection through Jal Shakti Vibhag Website

Visit the Department’s website following the link <http://www.hpiph.org/>
Once the user visits the website, he/she will hover the mouse over “e-iph” and click on it as shown in below picture.



Once the user clicks on the “e-iph” tab, user will be directed to the page as shown below. User may also access the page directly by following the link <http://iph.hp.nic.in/>





User will click on **Apply Online (Water Connection)** as shown below:

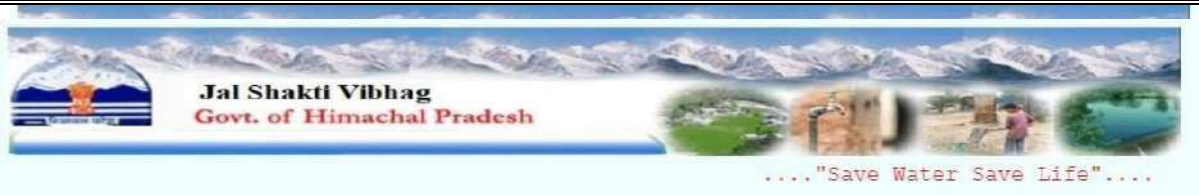


After clicking on Apply Online (Water Connection), in next page user will do the **sign up** as shown below:



After signing up, user will login using registered Mobile number and Password as shown below.





After login user will fill the forms completely and upload the documents as shown below picture:

“Domestic Connection”

Jal Shakti Vibhag
Himachal Pradesh

WORKS MIS

Change Password Field no.

Online Application Id : Date :

Applicant Name :

Mobile Number :

Connection Type : Domestic Commercial

Area Type : Urban Rural

Ward :

P.O. :

Tehsil :

District :

Name of the house :

Locality :

Year of construction :

Name of owner of the building :

Khasra Number :

Name of the person desiring to have the connection, whether owner or tenant : Owner Tenant

Is the connection sought for new or old construction : New Old

In case of new construction, has the completion plan been approved from the competent authority : Yes No

Size of the communication pipes :

Number of flushing distance required(if any) with description and other fittings required :

Details of existing fitting :

Pin Code :

Address of the owner/Tenant for correspondence :

Select IPH Division :

Select IPH Sub-Division :

Documents Required:
(Please Upload the documents in PDF format)

Documents Required:
(Please Upload the documents in PDF format)

NOC for new water connection from MC

Approved copy of map of building (for which water connection is being taken) from MC

Patwari Report

Affidavit attested by notary/ tehsildaar/ nayab tehsildar

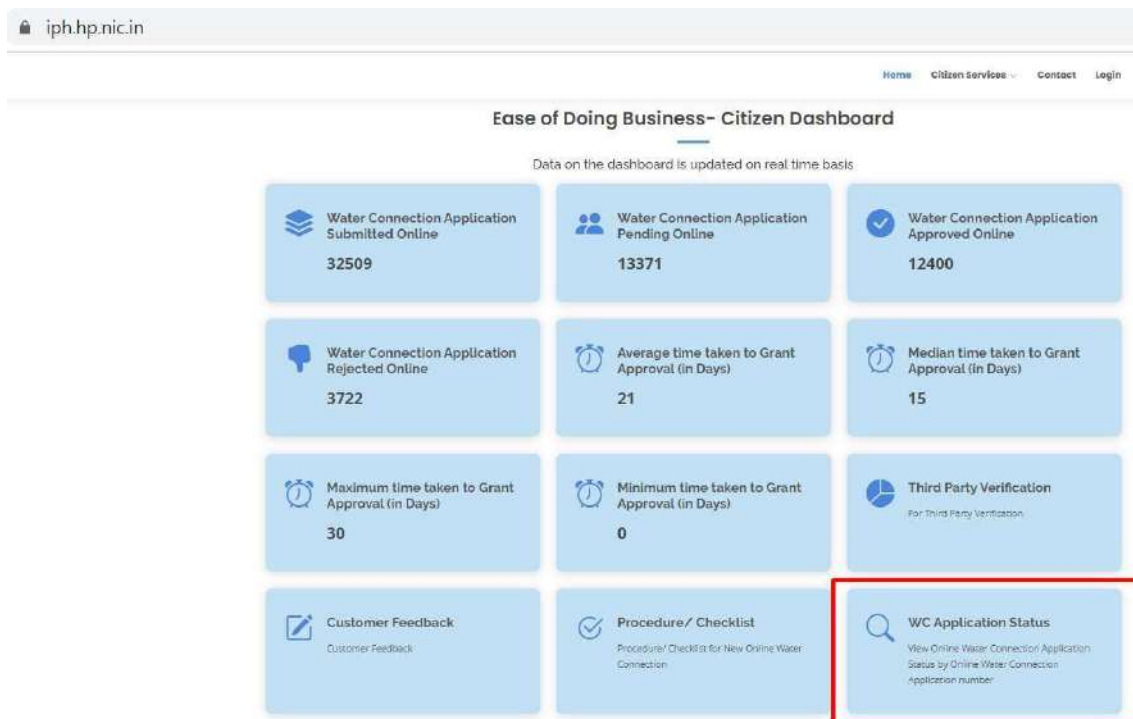
Content on this website is Published & Managed by Irrigation and Public Health Department. Website Designed & Developed By : National Informatics Centre, HP State Unit , Shimla(HP)

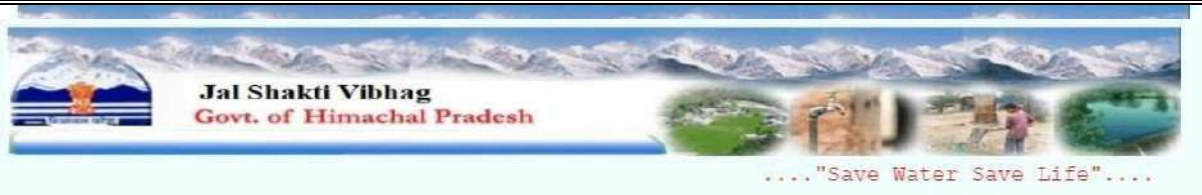


After filling up the application and uploading of all the document, the application will be submitted to the department (**no fee involved**). User will be highlighted the status as shown below.



User can track the status of the application through the link <https://iph.hp.nic.in/> as shown below.

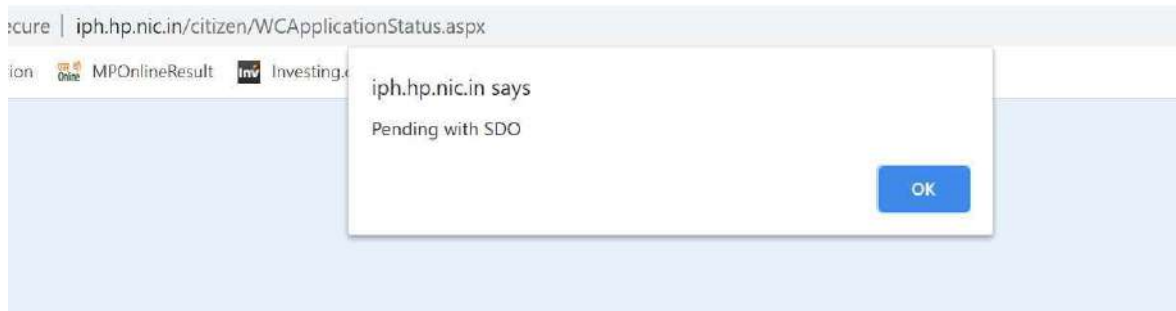




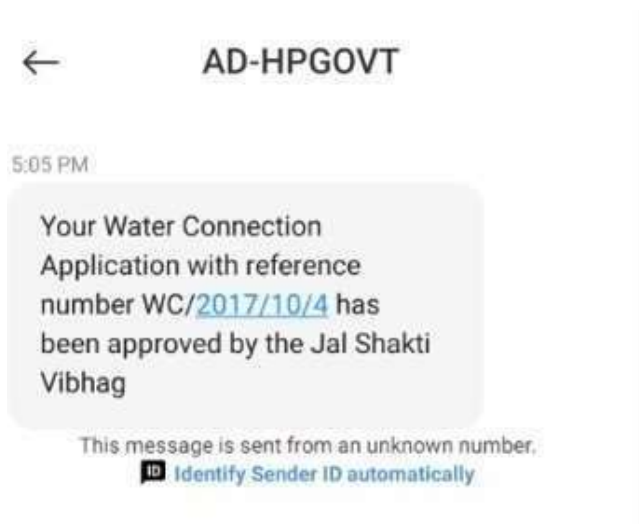
Direct Link: <http://iph.hp.nic.in/citizen/WCAApplicationStatus.aspx>



On submission the **current/ real time status** is displayed.



After approval, applicant will be communicated through **SMS for the approval of his/her application**. Below image has shown the sample SMS which is received by the applicant after final approval of application.





2. Track Application Status

User/ Third party can also verify/ check the status of application without login. Visit the website <http://iph.hp.nic.in/> and in bottom of page select “for third party verification” as shown below.



User/ Third party needs to “select application” and enter the “Reference No./ Application ID” as shown below:

Single Window

Select Application
Obtaining Water Connection

Enter Reference No. or Application ID
43232

Submit

Status of application is displayed. User/ third party can verify the application in public domain.

ID	Applicant Name	Company/Enterprise Name	Address	Status	Certificate
43232	RATTAN LAL	Test	Test address	Pending	



Online application of approval for Ground Water abstraction

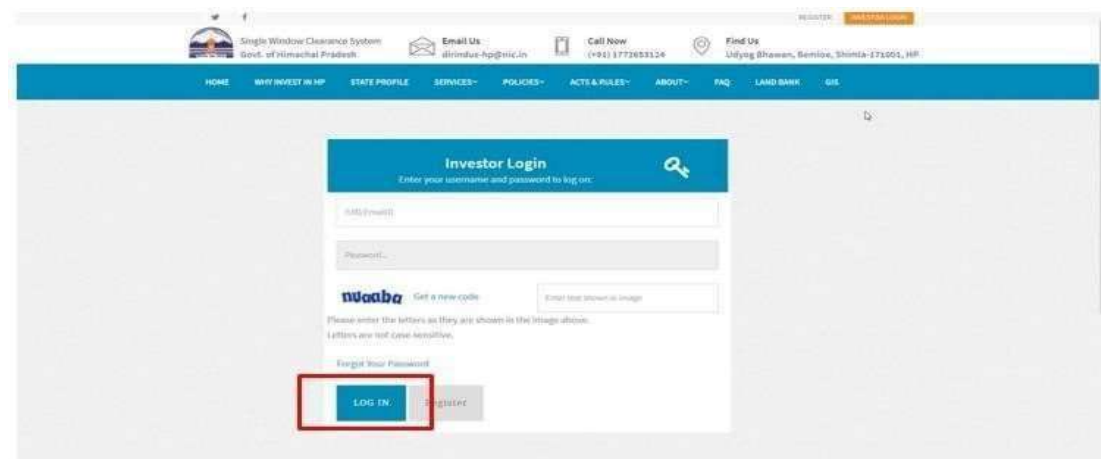
Go to URL: <http://emerginghimachal.hp.gov.in/>

The user/ investor will have to log-in to the single window portal by clicking on the “Investor Sign-in” button or in case of first-time user “Investor Sign-up” needs to be clicked on as illustrated hereunder.

The user/ investor is redirected to the single sign-on system of the single window portal and here the “Login” button needs to be clicked to proceed forward.




The user/ investor needs to enter the login credentials and click on “LOG IN” to enter the single window portal and view the dashboard.

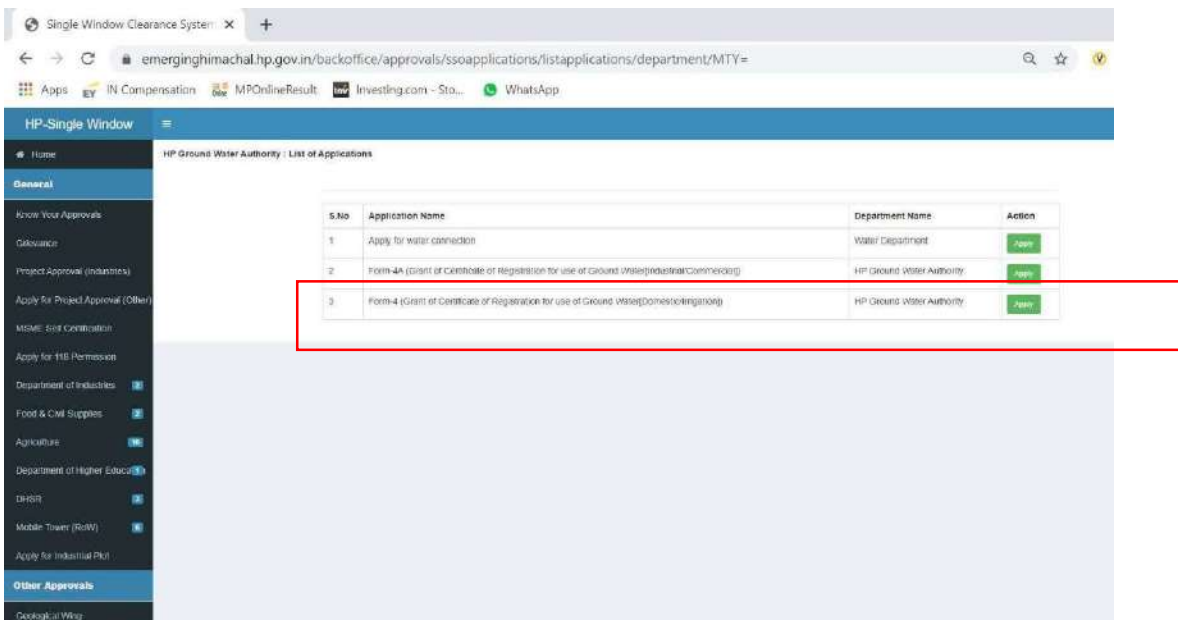




Following page is displayed after login. User may hover over to the “HP Ground Water Authority” Tab on the left column. User may click here to proceed.



User may click on “Apply” under “Form-4a for industrial/commercial and Form-4 for Domestic/irrigation. Here we are showing for Form-4a for industrial/commercial.





User will be displayed the form once the user clicks on the “Apply” tab. User needs to fill the form and click the “submit” button as shown below:

The screenshot shows a web browser window with the URL emerginghimachal.hp.gov.in/backoffice/applications/application/applyForGroundWater4. The page title is "Single Window Clearance System". The form is titled "Form-04 Return Application for Grant of Certificate of Registration for use of Ground Water (Common) (Ground Water)".

The form is divided into several sections:

- Unit / Company Detail:** Fields for Unit Name, Registration Address, District, Block, Pin Code, and Email.
- Details of Applicant:** Fields for Name of Applicant, Father's Name, Permanent Address, and Contact Information (Pin Code, Phone No.).
- Where applicant is a corporate body, give details:** Fields for Whether the unit is a corporate body, Whether the name is incorporated in Himachal Pradesh, Name of Incorporating Authority, Registration No., and Address of the Director/Partner/Managing Body/Member/Member.
- Source Details:** Fields for Whether source is perennial or seasonal, Quantity of water availability (liters/day), Quality of ground water, Nature of Creek/Pond/Lake/Infiltration of the area, and Whether the source is under the periodic ownership of any estate of the ownership.
- Spacing of ground water sources/structure in the area:** Fields for Details and location of the existing ground water sources in the vicinity (with serial distances) and Whether any old water supply or gravity water supply system is in operation in the area, if so, give brief details thereof.
- Other Details of the Water Works:** Fields for Whether the ground water source is being used, Whether the source is owned by the co-operative partners give the proportions of the shares of the co-operative partners, Date of commencement of the water source, and Any other information which may be considered relevant.

A green "Submit" button is located at the bottom left of the form.

User fill the above listed form and clicks on “submit”. Thereafter the following page is displayed where the user will **upload the documents online**:



Know Your Approvals

Home > Declaration

Step 1 Application Form Step 2 Declaration Step 3 Payment Step 4 Submission

Checklist

④ Check off Certificate of Registration for use of Ground Water - Dec 2

Upload Documents

Document Type	File Type	Document Size	Document Status	Action
Copy Of Landrecord Of The Land In Which The Scheme Is Located*	application/pdf	~ 2,000 Kb	Select file	Upload
Form Indicating The Exact Location Of The Water Source*	application/pdf	~ 2,000 Kb	Select file	Upload
The Plan Indicating The In The Exact Location And Adjuring Neighboring Sectors Plots*	application/pdf	~ 2,000 Kb	Select file	Upload
In Case Of Partnership Firm, Partnership Deed/Individual Company Memorandum And Articles Of Association And Certificate Of Incorporation*	application/pdf	~ 2,000 Kb	Select file	Upload
Water Pollution Control Board*	application/pdf	~ 2,000 Kb	Select file	Upload
List Of Equipments Proposed To Be Installed With Expected Power Load*	application/pdf	~ 2,000 Kb	Select file	Upload
Resolution For Authorized Signatory*	application/pdf	~ 2,000 Kb	Select file	Upload
Registration From Industries Department*	application/pdf	~ 2,000 Kb	Select file	Upload
Extracts Of The Project Report Related To Ground Water Requirements (In Case Of Industries)*	application/pdf	~ 2,000 Kb	Select file	Upload
Statement Describing Land Or Assets Which The Applicant Proposes To Acquire For The Purpose Of Extension Of Water And Sewer Of Such Acquisition*	application/pdf	~ 2,000 Kb	Select file	Upload
Fire Fighting Document*	application/pdf	~ 2,000 Kb	Select file	Upload

Back Submit

In next page declaration will be accepted by the applicant as shown below.

Single Window

Home > Declaration

Declaration

DECLARATION

I, girish sharma do hereby declare that the facts, contents and documents are true to the best of my knowledge and belief

Place bhopal
Date: 16-01-2021

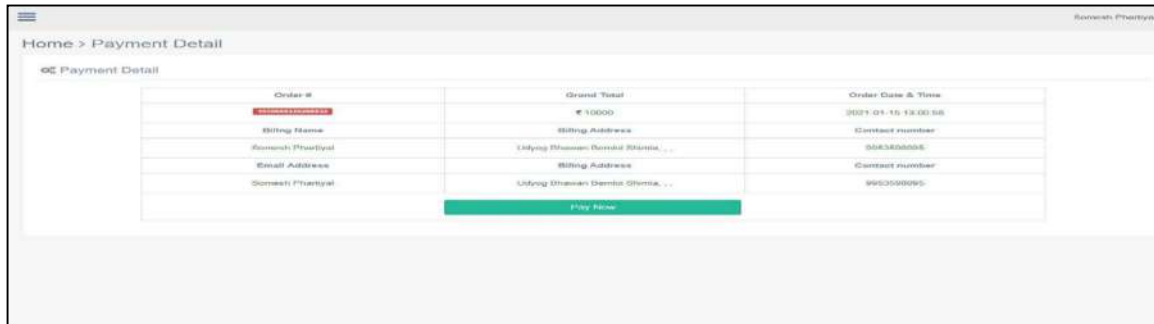
I Accept

Submit ✓

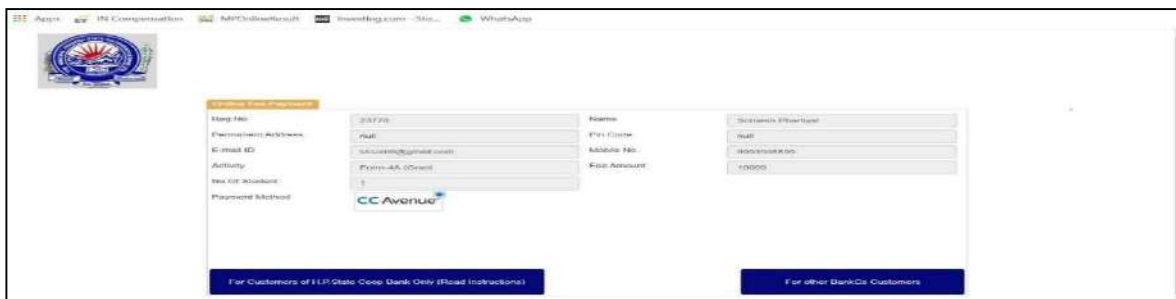


3. Payment of Application Fee

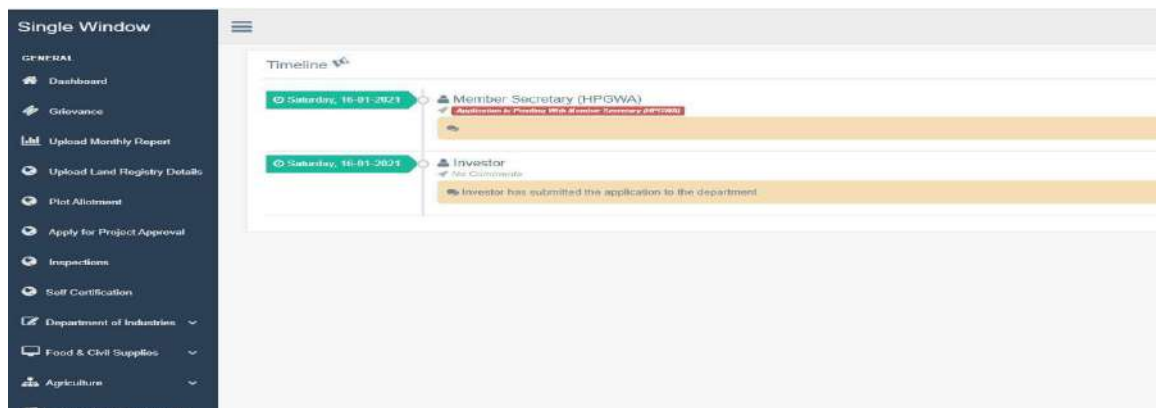
After final submission of form, in next page applicant will pay the required fee online through **online payment gateway** as shown below.



After successful payment of fee user submission id is being reflected in his dashboard as shown below. User can **track the real time status of application** as highlighted below:



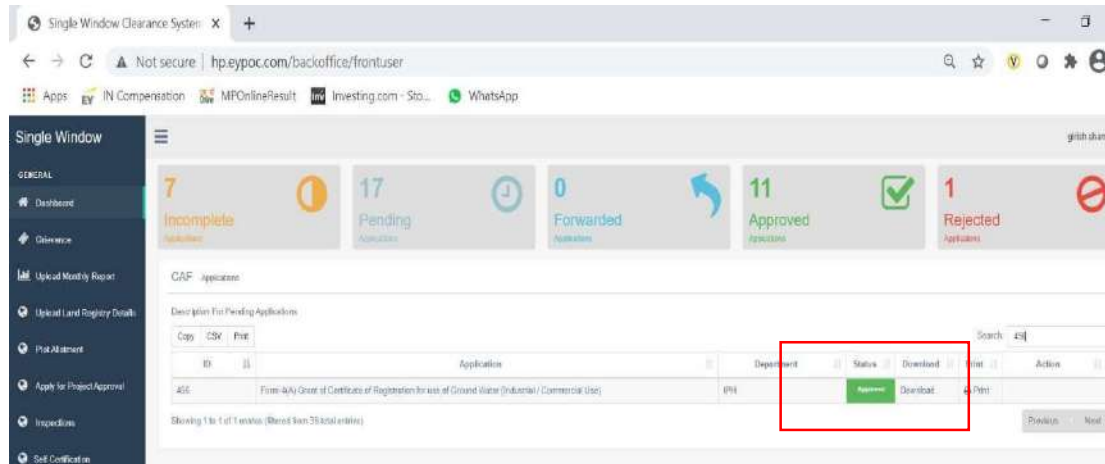
On clicking on “Application ID” user can get the event wise information:






4. Download Final Certificate

After approval of application, user can **download the final certificate form** “Download” tab as shown below. Change of Status to “Approved” once the application is approved by the authority.



Sample approved certificate



Single Window Clearance System
Directorate of Industries (DOI)
Govt. of Himachal Pradesh

FORM - 6
{See rule 25(2)}

CERTIFICATE OF REGISTRATION OF THE GROUND WATER SOURCE

THE HIMACHAL PRADESH GROUND WATER AUTHORITY SHIMLA

Certified that the GROUND WATER SOURCE known as Existing 01 No. located at **Latitude N 12° & Longitude E 2121°** in area **Mauza/ Khatta No 7675646, Khatauni No. 657654345, Khasra No. 767564345** in **mp nagar bhopal (HP)** and the water extracted there from is being used for the purpose of **Domestic use**, is registered with this Authority favour of **MS/MR/MESSRS girish sharma mp nagar bhopal** vide registration No. **REGISTRATION NO. HPGWA-EU/ HPSW/01/16/21/24/455/486** of **2021 - 2022 Years** subject to the following terms and conditions: -

- The applicant is allowed to extract maximum 212 ltrs/day of ground water from above mentioned well.
- The applicant shall construct a rainwater harvesting structure for the conservation and re-charge of ground water in his/her premises as per section-15 of the Himachal Pradesh Ground Water (Regulation and Control of Development and Management) Act, 2005 within six months of issuance of this CERTIFICATE OF REGISTRATION and intimation will be given to the EXECUTIVE ENGINEER, JSV DIVISION, **Executive Engineer**, on its completion.
- The applicant shall install a water meter/bulk meter on the ground water extraction pipe so as to check the water drawl at any time and will maintain its log book.
- The applicant shall have to pay royalty based on the quantum of ground water extraction through EXECUTIVE ENGINEER, JSV DIVISION, for the use of ground water to the MEMBER SECRETARY, HIMACHAL PRADESH GROUND WATER AUTHORITY as per the Himachal Pradesh Ground Water (Regulation and Control of Development and Management) Rules 2007 or the rules which may, subsequently, be made applicable by the State of HP.
- In case of industrial connection, the firm shall not use waste water of the Industry for recharging of Ground Water.
- That the permission/sanction can be withdrawn or the quantity of water to be extracted can be restricted in case the ground water in the area is adversely affected in terms of quantity and/or quality.
- Actual water requirement be computed taking into account recycling/reuse of treated water for flushing etc.
- Certificate regarding non/partial availability of water supply from the public water

System Generated Application: Printed Date Time: 2021-01-16 06:01:04 Page Number: 1/2



Single Window Clearance System

Directorate of Industries (DOI)
Govt. of Himachal Pradesh

supply agency.

- The firm/applicant shall be required to adopt latest water efficient technologies so as to reduce dependence on ground water resources.
- The firm/applicant drawing water more than 10m³ /day of ground water shall construct piezometer, equipped with DWLR of latest version within six months in consultation with the Sr. Hydrogeologist, GWO, JSV, Una (HP) and monthly water level data shall be submitted to the Ground Water Organization and Himachal Pradesh Ground Water Authority.
- All stakeholders abstracting ground water in excess of 100m³ /d shall be required to undertake annual water audit through Confederation of Indian Industries (CII)/ Federation Indian Chamber of Commerce and Industry (FICCI)/National Productivity Council (NPC) certified auditors and submit audit reports within three months of completion of the same to Himachal Pradesh Ground Water Authority. All such stakeholders shall be required to reduce their ground water use by at least 20% over the next three years through appropriate means.

...

The holder of the registration of certificate shall be duly bound to maintain the aforementioned source in an efficient, coordinated and economical manner and to use the water only for the purpose for which certificate of registration has been given. The applicant shall abide by all provisions contained in the Himachal Pradesh Ground Water (Regulation and Control of Development and Management) Act- 2005 (Act No. 31 of 2005) and the rules framed there under, and the conditions of the registration certificate issued or specified by this Authority, failing which, the Authority shall have the full powers to withdraw the registration and initiate the action under HP GROUND WATER ACT 2005.

Given under the seal of Himachal Pradesh Ground Water Authority.

Place : Shimla

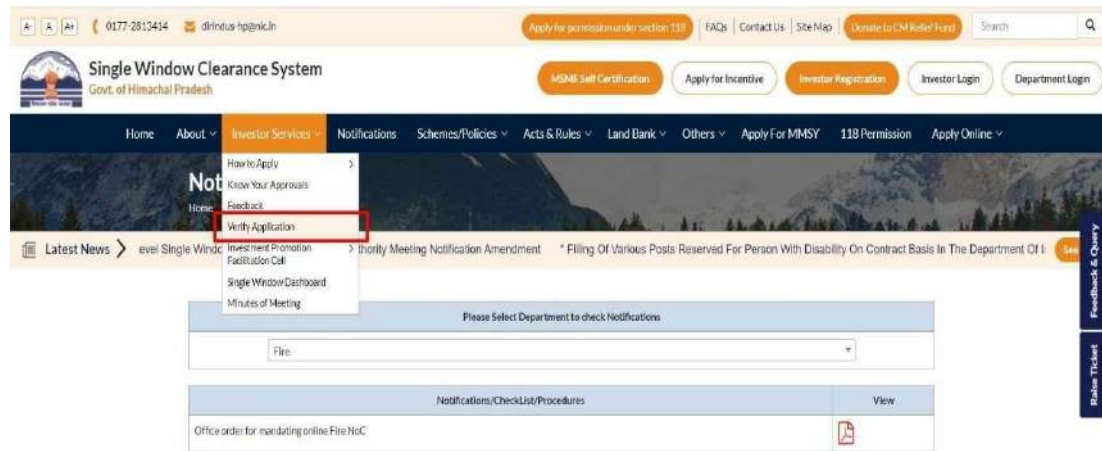
Dated: Jan 16, 2021

Member Secretary (HPGWA)

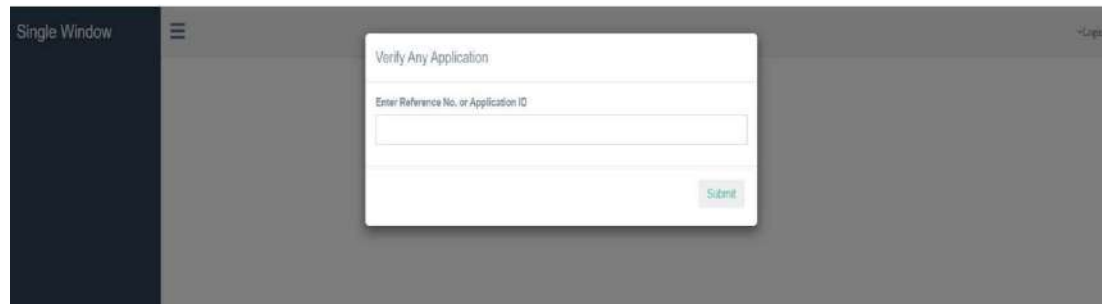


5. Third Party Verification

Visit the website <https://emerginghimachal.hp.gov.in/> Hover over to “Investor services” and click on verify application.



User/ Third party needs to submit the “Reference No./ Application ID”



Status of application is displayed. User/ third party can verify the application in public domain.

