



USER MANUAL

Obtaining Water Connection (Investor centric)

Jal Shakti Vibhag

Home Page URL:

<http://emerginghimachal.hp.gov.in/>

Login Page URL:

<http://emerginghimachal.hp.gov.in/swcs/sample/one/action/register>



Table of Contents

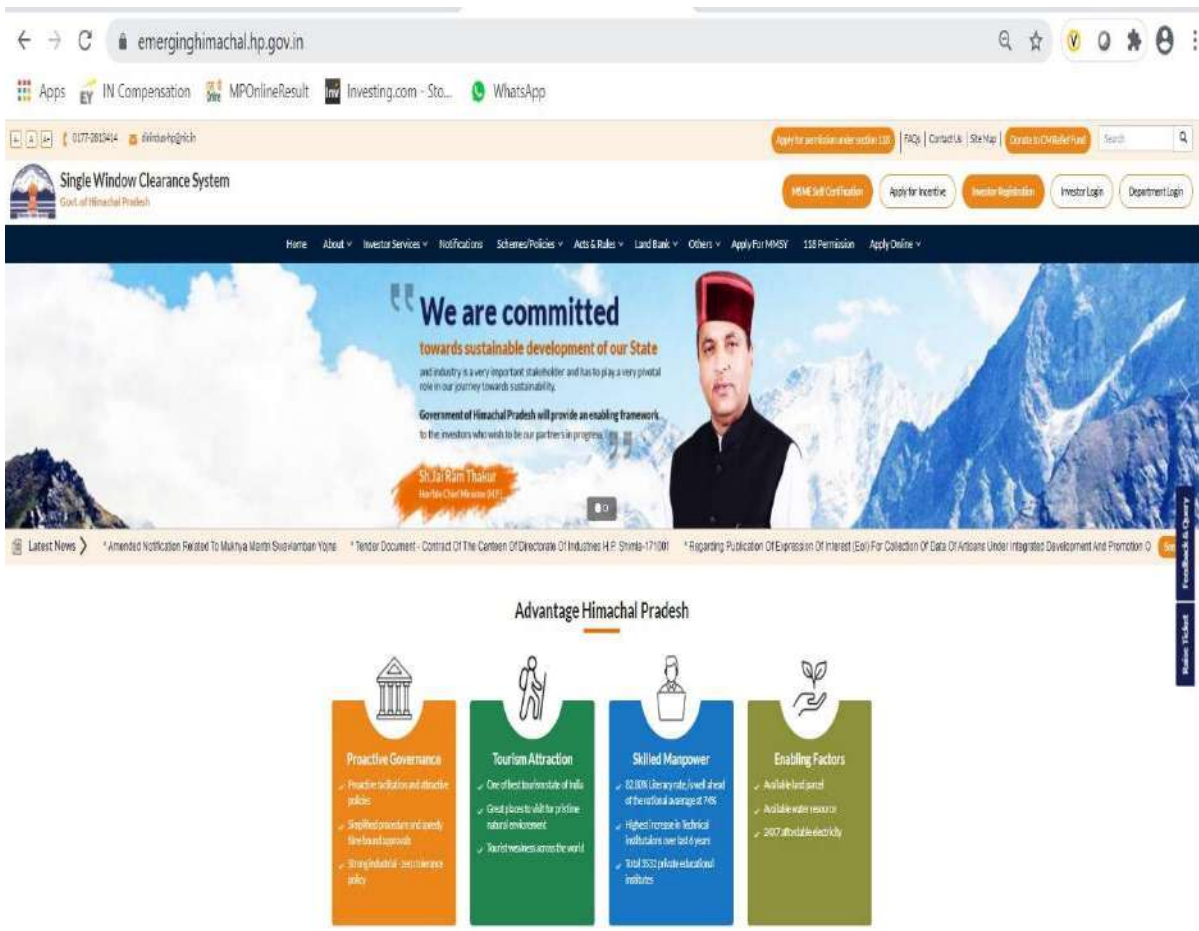
1. Online Submission Of Application.....	2
2. Track Status of Application.....	11
3. Third Party Verification	11



1. Online Submission Of Application

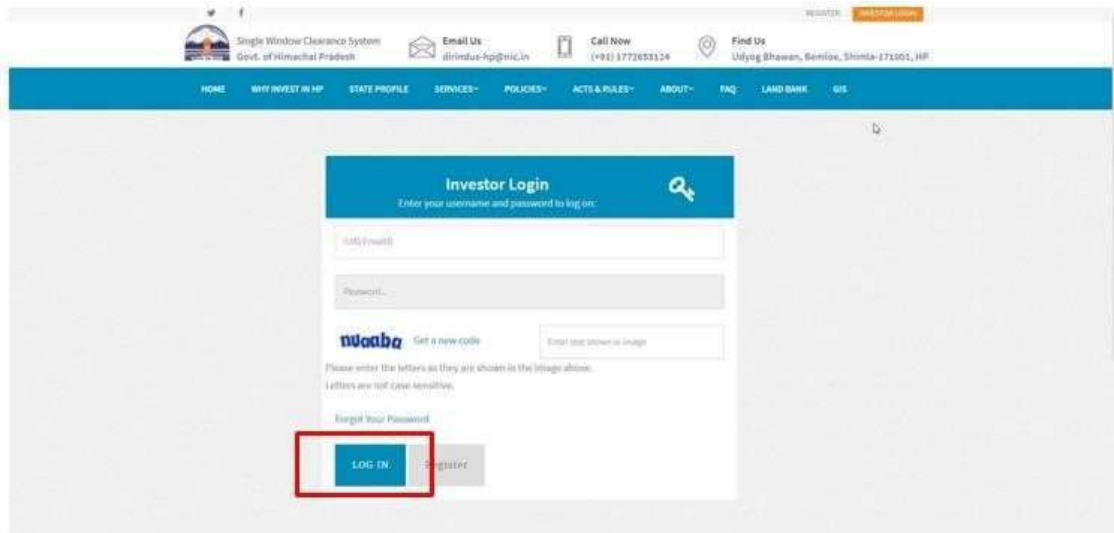
Step 1: Go to URL: <http://emerginghimachal.hp.gov.in/>
The user/ investor will have to log-in to the single window portal by clicking on the “Investor Sign-in” button or in case of first-time user “Investor Sign-up” needs to be clicked on as illustrated hereunder.

Step 2: The user/ investor is redirected to the single sign-on system of the single window portal and here the “Login” button needs to be clicked to proceed forward.

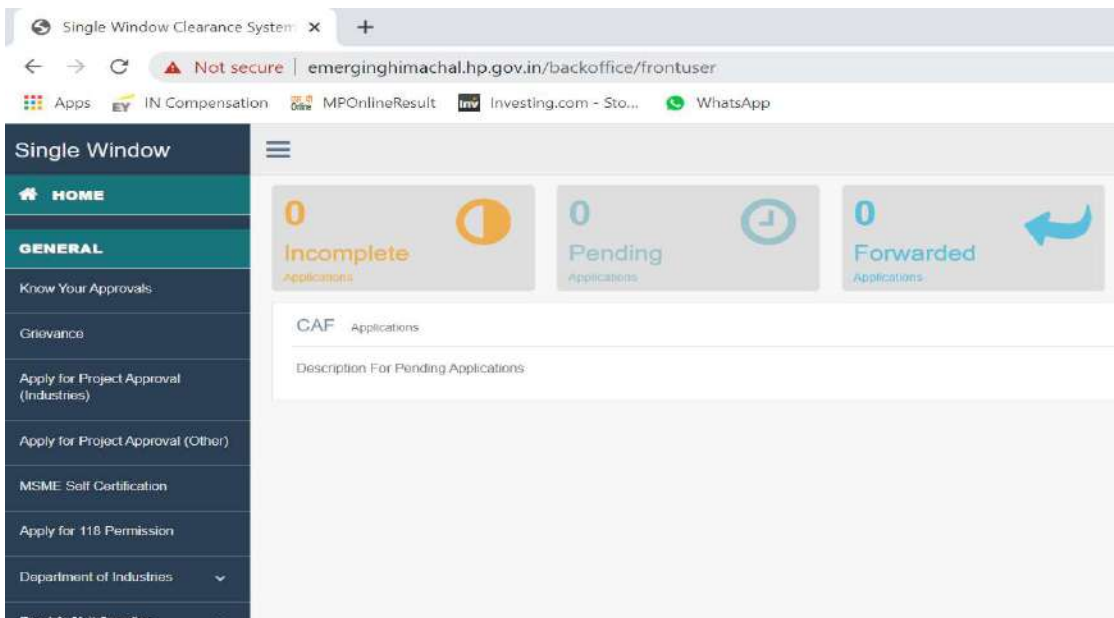




Step 3: The user/ investor needs to enter the login credentials and click on “LOG IN” to enter the single window portal and view the dashboard.



Step 3.1: The dashboard page of the user opens. Click on the “Apply for Project Approval” tab to access “Common Application Form”



CAF-Step1: User will fill the required details in **Common Application Form**

CAF :- Common Application Form

Step 1 Step 2 Step 3 Step 4 Step 5 Step 6
Enterprise Detail Project Finance Project Requirement Documents Declaration Pay

Enterprise Detail

IUID * 94525373	Enterprise Name * * Name of the Company / Unit	Type of Enterprise * Nature of your Unit
Enterprise Address * * Enterprise Address	Pin Code * * Pin Code	Mobile * Mobile Number
Email * * Email	Telephone * Telephone Number	Fax Fax
Select Single Window Inprinciple Approval * * Please Select	Project Investment Sector * --Please Select--	

CAF-Step2

emerginghimachal.hp.gov.in/backoffice/approvals/application/applyForCAF

MPOnlineResult Investing.com - Sto... WhatsApp

Step 1 Step 2 Step 3 Step 4 Step 5
Enterprise Detail Project Finance Project Requirement Documents Declaration

Detail of Investment (INR Lakhs)

Land *	Building *	Plant & Machinery *	Other Fixed Assets *	Total *
Land	Building	Plant & Machinery/Equipment	Other Fixed Assets	0.0

Proposed Employment Detail

Skilled *	Un-Skilled *	IT/ITeS Professional *	Total
Skilled	Un-Skilled	IT/ITeS Professional	Employment

CAF-Step3

Single Window Clearance System: x +

Not secure | emerginghimachal.hp.gov.in/backoffice/approvals/application/applyForCAF

Apps | IN Compensation | MPOnlineResult | Investing.com - Sto... | WhatsApp

Step 1: Enterprise Detail | Step 2: Project Finance | Step 3: Project Requirement | Step 4: Documents | Step 5: Declaration

Proposed Land

Do you require land? *

Do you require land

Detail of Land

Land District *

Please Select

Proposed Land Area Detail

Land Area Unit as per mentioned in Jamabandi *

Please Select

Khata No. * | Khatauni No. * | Khasra No. * | Land Area *

Water & Land Requirements (IPH Department)

Water Requirement	Quantity	Unit
Total Requirement *	<input type="text"/>	Liters/Day
Source of water *	<input type="text"/>	
IPH Division *	<input type="text"/>	
IPH Sub Division *	<input type="text"/>	

Electricity Requirements (HPSEBL Department)

Electricity Requirement	Type of Load	kW
Connection Load (kW *)	General Load *	<input type="text"/>
Contract Demand (kVA) *	Rolling Mill *	<input type="text"/>



CAF-Step4

Common Application Form

Step 1: Initiative Index Step 2: Investment Index Step 3: Requirements Step 4: Approval

Checklist

BECAF Application - Step 4

Upload Documents

Document Type	Document Name	File Type	Document Size	Document Status	Action
* Id Card	S. Prakash Singh (DPS).pdf	application/pdf	1.285000 KB	Completed	No Action Required
* Address Proof	Prakash Singh (DPS) (DPS) (DPS).pdf	application/pdf	1.285000 KB	Completed	No Action Required
Landmark Photo					Select file Upload
Layout Drawings					Select file Upload
* Brief Project Report	dummy_pdf.pdf	application/pdf	1.285000 KB	Completed	No Action Required
Land Owners Declaration					Select file Upload
* Plan Single Window Approval					Select file Upload
* Renewal Of Consent To Operate Under The Air Act	dummy_pdf.pdf	application/pdf	1.285000 KB	Completed	No Action Required
Partnership Deed Agreement					Select file Upload
List Of Creditors/creditors Along With Dtd					Select file Upload
Registration Of Certificate					Select file Upload
Certificate Of Incorporation					Select file Upload
* Renewal Of Consent To Establish Under The Water Act					Select file Upload
* Consent To Operate Under The Air Act					Select file Upload

Back Submit

© 2017 Directorate of Industries

After entering all the necessary details (asked in above CAF), user will finally submit the CAF.

Now, user will have to accept the declaration by clicking on “I Accept” checkbox.

Home > Declaration

Declaration

DECLARATION

I, **xyz xyz (xyz)** of **M/s xyz bang Regd. office at xyz,xyz** hereby declare that the information furnished by me/in to Directorate of Industries, Govt. of Himachal Pradesh, by our firm/enterprise in this Application Form for Directorate of Industries, Govt. of Himachal Pradesh are true to the best of my knowledge, belief and is based on the company/firm records. I/we solemnly affirm/declare to the jurisdiction of Govt. of Himachal Pradesh from liabilities of any nature that may arise due to the decision taken based on the information contained in this application form which may be inadequate, inaccurate, erroneous etc. and the management of my firm/enterprise assumes complete responsibility in this regard.

Further, our firm/enterprise undertakes to provide any additional information or clarification as required by Directorate of Industries, Govt. of Himachal Pradesh or its agencies during and after processing of our application.

I/we undertake to pay the fees/charges payable to Directorate of Industries, Govt. of Himachal Pradesh and its agencies as prescribed under the policy for granting approval and charges fixed for water, energy, etc. and other charges fixed by the Govt. of Himachal Pradesh from time to time.

I/we understand that this approval through Directorate of Industries, Govt. of Himachal Pradesh is to assist our firm/enterprise in getting statutory clearances expeditiously. I/we solemnly Directorate of Industries, Govt. of Himachal Pradesh and its agencies from any liability whatsoever.

Place/office
Date: 14-05-2017

I Accept

Submit



After CAF is scrutinized by **Single Window Nodal Officer**, it will be forwarded to all concerned in-line departments for their Comments/Approval. Once CAF is approved from all in-line departments it will get reflect in drop-down menu, when user apply for various services of different departments.

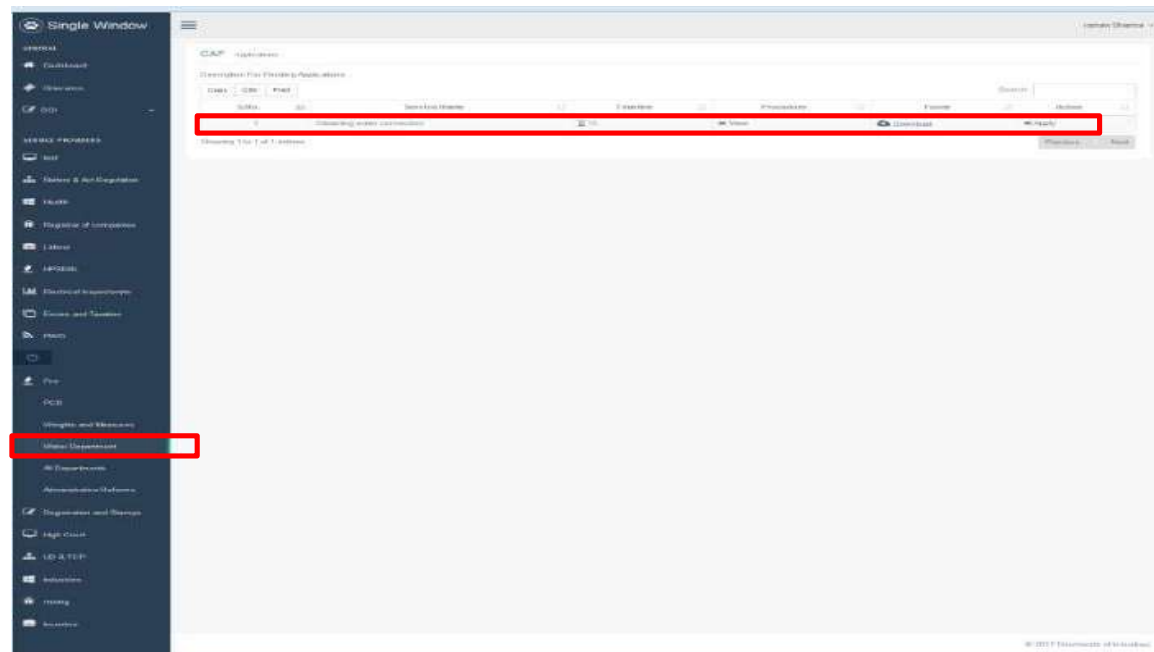
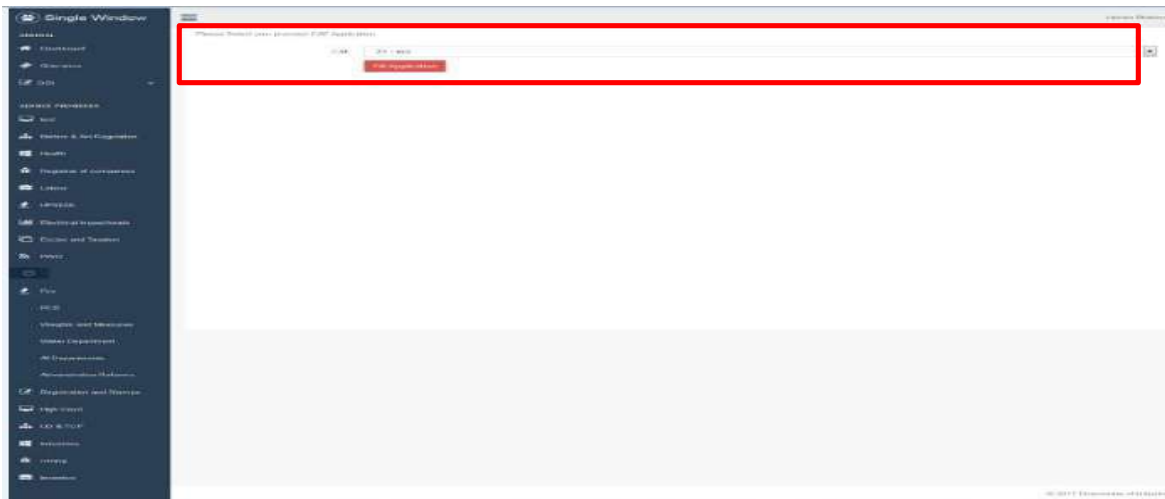
Finally, CAF submitted to **Single Window Nodal Officer** for further action.

The screenshot shows the 'Single Window' portal interface. At the top, there are statistics for application statuses: 0 Incomplete, 23 Pending, 0 Forwarded, 1 Approved, and 0 Rejected. Below this, there is a section for 'CAF Applications' with a message: 'Your Application has been submitted to department Approval. Submitted at: 7/3'. A table lists pending applications with columns for ID, Application, Department, Status, Download, and Print. The row for 'CAF' is highlighted with a red box. A blue callout bubble with a white border points to this row, containing the text 'CAF Submitted'.

ID	Application	Department	Status	Download	Print
75	REG	ROC	Pending		44/1/18
76	File NOC	FRD	Pending		44/1/18
78	Trade License	Trade License	Pending		44/1/18
79	CAF	CAF	Pending		44/1/18



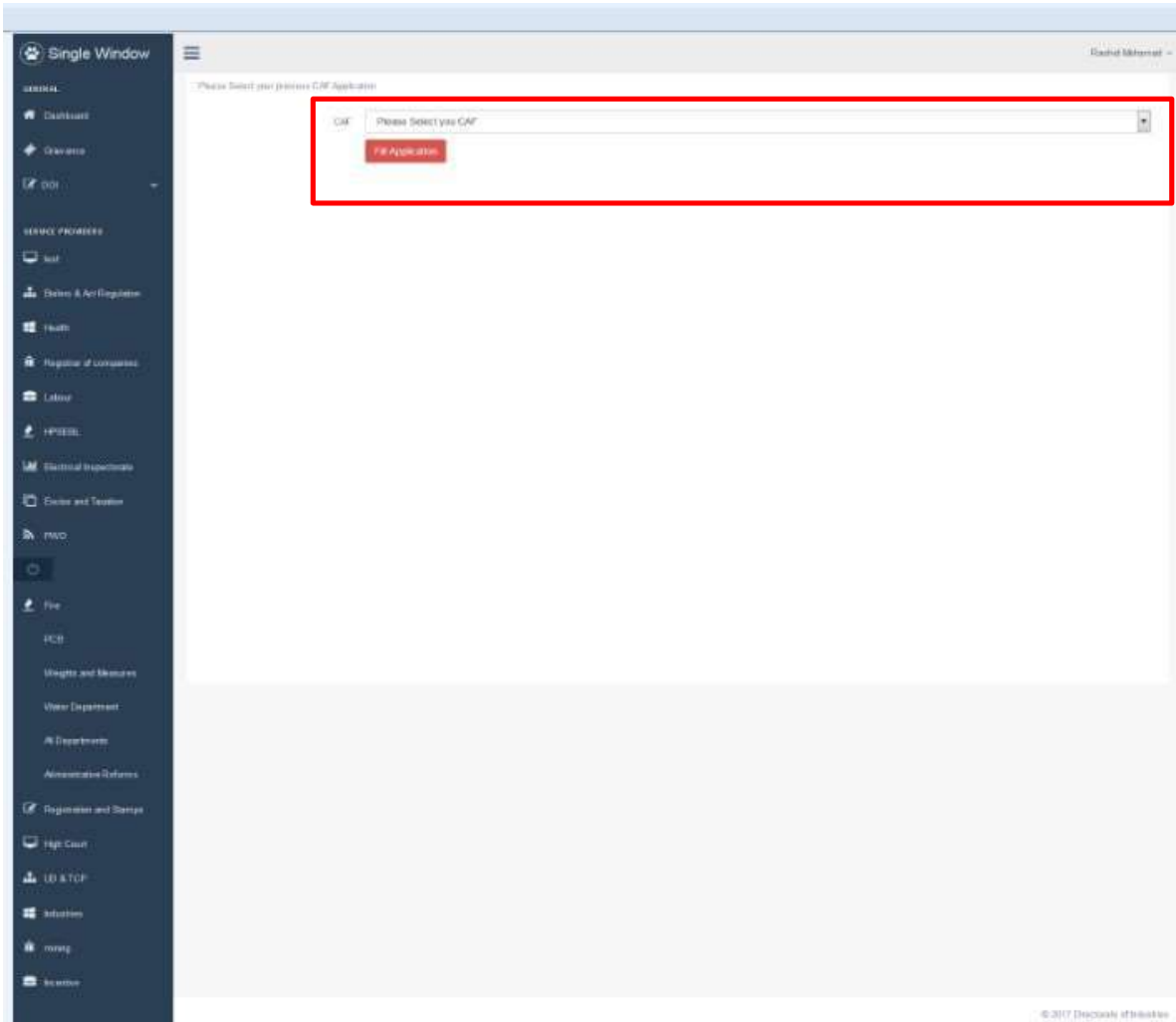
Step 4: The user/ investor needs to click on the “Water” tab on the left hand side of the page to access the integrated services pertaining to “Water Connection”.



Step 5: On this page the user gets option to apply for “Water Connection” as illustrated hereunder. And the user will have to click on the Apply button as illustrated hereunder to proceed to the next step.



Step 6: On the next web page the user needs to select any existing Common Application Form that has been filled in the past or choose to fill in a fresh form for which Water connection is required.



Step 7: The user needs to fill the form and upload the require documents.

Online Application Form Field marked with * are mandatory

Online Application Id: **Date:** 26/10/2017

Applicant Name :-
 Guardian's Name :-
 Mobile Number :-
 Connection Type :- Domestic Commercial
 Area Type :- Urban Rural
 Ward :-
 PIN :-
 Tehsil :-
 District :-

Name of the house :-
 Locality :-
 Year of construction :-
 Name of owner of the building :-
 Auditor No. of Applicant :-
 Khasra Number :-

Name of the person desiring to have the connection, whether owner or tenant :- Owner Tenant
 Is the connection sought for new or old construction :- New Old
 In case of new construction, has the completion plan been approved from the competent authority :- Yes No
 Size of the communication pipes :-
 Number of flushing devices required(if any) with description and other fittings required :-
 Details of existing fitting :-

Pin Code :-
 Address of the owner/tenant for correspondence :-

Select IPH Division :-
 Select IPH Sub-Division :-

Documents Required:
(Please Upload the documents in PDF format)

NOC for new water connection from MC Letter.pdf
 Approved copy of map of building over which water connection is being taken from MC Letter.pdf
 Firework Report Letter.pdf
 Affidavit sworn by owner/tenant/owner's tenant Letter.pdf

Type The text
 Below:

Content on this website is Published & Managed by Irrigation and Public Health Department, Wildlife. Designed & developed by:- National Informatics Centre, (at Sector 10B, Shimla-171)



2. Track Status of Application

Step 8: Applicant can see the application status on portal.

ID	Application	Department	Status	Download	Print
42	Trade License	Trade License	Approved	Download	print
44	Approval to Energise Transmission Lines	Electrical Inspectorate	Incomplete		print
WC/2017/10/4	Irrigation and Public Health (Water Connection Application)	Water Department	Pending	NA	

3. Third Party Verification

Step 9- Department can see the status of all the application

Online Application Id	Application Date	Applicant's Name & Address	View Site Plan	View Details
WC/2017/10/2	08/07/2015	Brahm Kumar S/O Matha Ram Address: Village-uchakot , P.O.-malhoti Tehsil-pachhad , District-SIRMAUR, Pin Code-173024		
WC/2017/10/3	26/10/2017	Piyush S/O Praveen Chandla Address: Block-Shimla, Tehsil-shimla, District-SHIMLA, Pin Code-171002		
WC/2017/10/4	26/10/2017	raman Sharma S/O Subhash sharma Address: #786 sec 7, Panchkula		



Step 10 - Application can be forwarded for next step or revert back to applicant for more document by the department.

Works MIS
 DEPARTMENT OF IRRIGATION & PUBLIC HEALTH

Home Menu Back

Online Application Id : Date :

Applicant Name :

Expenditor's Name :

Mobile Number :

Connection Type : Domestic Commercial

Area Type : Urban Rural

Ward :

POB :

Taluk :

District :

Name of the House :

Locality :

Year of construction :

Name of owner of the building :

Address No. of Applicant :

Phone Number :

Name of the person desiring to have the connection, whether owner or tenant : Owner Tenant

Is the connection sought for new or old construction : New Old

In case of new construction, has the completion plan been approved from the competent authority : Yes No

Size of the communication pipe :

Number of flushing devices required(if any) with description and other fittings required :

Details of existing fitting :

Pin Code :

Address of the owner/Tenant (for correspondence) :

Required Documents :

NCC for new water connection from MC

Approved copy of map of building (for which water connection is being taken) from MC

Patent Report

Affidavit attached by notary/ talukdara/ nagah talukdara

For the applicant to fill (MANDATORY FIELD):

Connection Type :

Status of Application :

Transmitted to Surface :

Remarks :

Content on this website is Published & Managed by Irrigation and Public Health Department, Website Designed & Developed by : National Informatics Centre, HP State Unit - Shimla (HP)



Step 11 – Approved application will reflect on website and can be check by the applicant.

