



Department of Industries
----- Himachal Pradesh Government -----



USER MANUAL

Registration and Renewal of Boilers under The Boilers Act 1923 Department of Industries

URL:

Homepage: <https://emerginghimachal.hp.gov.in/>

Direct Link for Application: <https://emerginghimachal.hp.gov.in/sso/investor/register>

TABLE OF CONTENTS

	Page No.
1. Checklist and Procedure.....	01-03
2. Submission of Application	04-07
3. Payment of Application Fee	08-08
4. Track Status of Application	09-09
5. Download the Final Signed Certificate	10-11
6. Renewal Process.....	12-18
7. Third Party Verification	19-19

SUPPORTING DOCUMENTS

1. A scanned copy of the certificate of approved Boiler repair engaged for boiler erection
2. A scanned copy of steamline drawings in isometric view indicating type of welding to be done and bill of material duly signed by the owner of boiler and the design engineer who designed the steamline
3. A scanned copy of the IBR approved welder certificate who will be engaged for welding work
4. A scanned copy/digitally signed boiler folder (Form-II) as supplied by the boiler
5. Manufacturer and duly approved by the Inspection authority of the concerned state consisting of the followings:-
 - i. Form-II(1) {Regulation-4(c) (i)},.
 - ii. Form-III Constructor's Certificate of Manufacturer and Test for Boiler and Boiler components {Regulation-4 (c) (ii)},.,},.
 - iii. Form-III-C Certificate of manufacturerand test of Boiler Mountings and fittings Regulation-4(g),
 - iv. Form-IV-A Certificate of manufacturer and results of test in lieu of original test certificate {Regulation-4(c) (iv)}.
 - v. Scanned copies of drawings for boiler and boiler parts, mountings/accessorie.
 - vi. Test Certificate of pipes and fittings.

APPLICABLE FEE

Surface (m ²)	Registration Fees (In Rs.)
For Small Industrial Boiler as Per Chapter XIV	1200
0-10	1800
10-30	2400
30-50	2700
50-70	3300
70-90	3900
90-110	4500
110-200	5100
200-400	5700
400-600	6600
600-800	7200
800-1000	8100
1000-1200	9600
1200-1400	10800
1400-1600	12600
1600-1800	13500
1800-2000	15000
2000-2200	16200
2200-2400	18000
2400-2600	18900
2600-2800	20400
2800-3000	21600
(Rs. 600 for per part of additional /200m ²)	

- Above 3000 sq. meters, for every 200 sq. metres or part thereof and additional fee of Rs. 600 shall be charged:
 - Provided that the Chief Inspector may direct that no fee shall be payable in respect of a fresh application made in pursuance of sub-section (2) of section 14 of the Act.
 - Inspection fee for separately fired Super-heater, Re-heater and Feed water heater shall be charged at the same rate.
 - For Heat Recovery Steam Generators with finned tubes, the fee shall be calculated on heating surface area of bars tubes and on one fourth of heating surface area of fins.

TIMELINE

Sr. No.	Name of the Service	Designated Officer to Provide Service	Stipulated Timeline
1.	Registration of Boilers under the Boilers Act, 1923 i. Completion of Inspection by Inspection Authority (Form-IIC) ii. Issue of Provisional order in Form-V iii. Issue of Boiler Registration Number	i. Competent person/Inspecting Authority ii. Chief Inspector of Boiler iii. Chief Inspector of Boiler	i. Within 2 days and issue and upload "Form IIC" ii. Within 48 hours of receiving Form-IIC iii. Within 30 days of issuing Form-V
2.	Renewal of Boilers under the Boilers Act, 1923 i. Certificate for use of boiler in Form-VI	i. Chief Inspector of Boiler/ Third Party Boiler Engineer/ Competent Person	i. Within 48 hours of successful completion of inspection

Submission of an Online Application

Step-1: Visit department's website <https://emerginghimachal.hp.gov.in>

The new user can register (one-time registration for new user) and registered user can login



Step-2: User can register by filling the information below

Investor Registration

Email ID *	Mobile Number *
<input type="text" value="Valid Email ID"/>	<input type="text" value="Mobile Number"/>
Choose Password *	Re-Type Password *
<input type="text" value="Password"/>	<input type="text" value="Re-type Password"/>

Personal Information

First Name *	Last Name *
<input type="text" value="First Name"/>	<input type="text" value="Last Name"/>
Address *	
<input type="text" value="Address"/>	

zeturkj Get a new code

Please enter the letters as they are shown in the image above *

<input type="text" value="Enter text shown in image"/>
--

(Letters are not case-sensitive)

REGISTER

Step-3: User can login by entering their login ID and Password (after Verification)

Investor Login

IUID/Email ID *

Password *

puzbp.rj Get a new code

Please enter the letters as they are shown in the image Above *

(Letters are not case-sensitive)

[Forgot Password?](#) [Resend Activation Mail](#)

LOGIN

Step-4: Following page is displayed after login. User may hover over to the “Partnership Firm” Tab on the left column. User may click here to proceed

The screenshot shows a web browser window with the URL <https://emerginghimachal.hp.gov.in/backoffice/approval/issapplications/fitapplications/department/IA=>. The page title is "HP-Single Window" and the user is logged in as "Rishu Thakur". The main content area is titled "Boilers & Act Regulation : List of Applications" and contains a table with the following data:

S.No	Application Name	Department Name	Action
1	Registration of license under the Indian Boiler Act, 1923	Department of industries	Apply
2	Renewal of license under the Indian Boiler Act, 1923	Department of industries	Apply
3	Approval of the Boiler manufacturer and renewal thereof	Department of industries	Apply

Step-5: Following page is displayed where the user is required to click on “Apply” tab listed below. User may provide the requisite information and to proceed click on “Save and Next”

Single Window

HOME

GENERAL

Know Your Approval

Obtainance

Apply for Project Approval (Industries)

Apply for Project Approval (Other)

MSME Self Certification

Apply for TIE Permissions

Department of Industries

Food & Civil Supplies

Agriculture

Department of Higher Education

DHR

Apply for Investment Plan

OTHER APPROVALS

Update Project Status

Geological Wing

Boilers & Act Regulation

Partnership Firm

Labour

HPSCDL

Electrical Inspectorate

Fire

PCB

Weights and Measures

HP Ground Water Authority

UD & TCP

Incentive

TCP

Municipal Corporation

Rishu Thakur

Form for Constructor's Certificate of Registration and Test of Boiler

Step 1 Application Form Step 2 Cleared Step 3 Payment Step 4 Submission

Applicant Detail

SSO * 84018013 Corresponding Address * #1164 Sec 10 Mobile * 821900767 Select Inspecting Authority * Please Select Name of the Competent person * Name of the Competent person Validity date * 2020-12-1	Name * Rishu Thakur Pin Code * 175018 Email * * Email Validity of Inspecting Authority * Validity of Inspecting Authority Authorisation No. * * Authorisation No.
---	---

Enterprise Details

Name of the owner of Boiler(Not Name) * test Telephone Number * 9409619235 Mobile No. * 9409212345 District * Chamba	Address of the Unit * test Name of contact person * test Email Id * kj@gmail.com
---	--

Name & Address of approved Boiler Engaged by the Unit/Firm

Name of approved Boiler register * test Telephone Number * 9409611111 State * ere Date of permission for erection of Boiler * 2019-06-2 Date of Hydrolic test after erection of Boilers * 2019-06-2	Address of the Unit * test Email * KJ@GMAIL.COM District * Bhatnagar Validity date * 2019-06-2
---	---

Name & Address of the IBR approved Boiler Welder

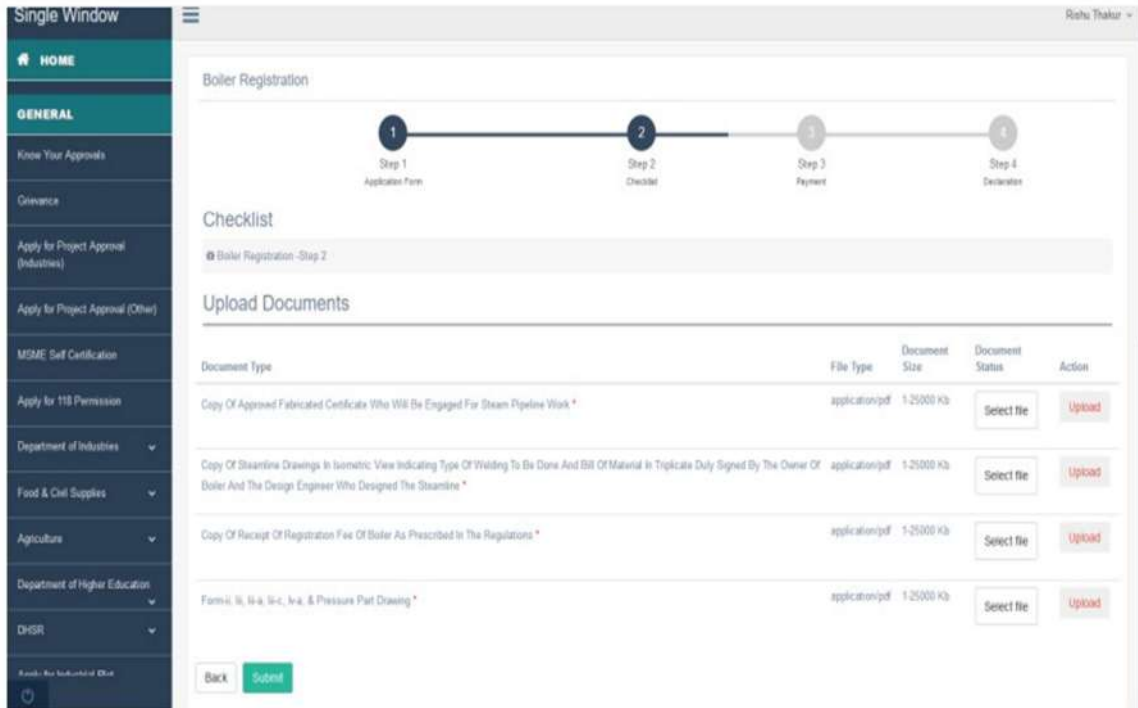
Name of the IBR approved Boiler Welder * test Telephone Number * 9409619235 State * test Validity date * 2019-06-2	Address of the Unit * test Email * test@gmail.com District * test
---	---

Boiler Information (As provided by IBR folder by manufacturer)

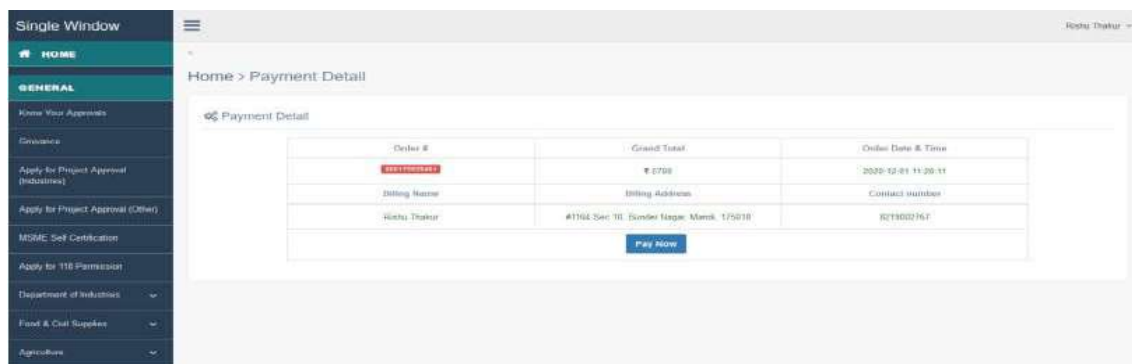
Maker's Name * test Works Number/Maker no * 12121212122 Validity of Inspecting Authority * 2019-06-2 Type of Boiler * test Evaporative capacity * 34 Tolerat to (kg/cm sq) * 34	Year of Make * 2009 Name of Inspecting Authority (Select from the List) * Competent Person Date of Hydrolic Test * 2019-06-2 Sub category of Boiler * test Boiler Heating Surface area (sq mm) * 343 Working Pressure (kg/cm2) * 34
--	--

[Save & Next](#)

Step-6: Following page is displayed after clicking on “Save and Next” tab. Now, user may submit the requisite documents and to proceed click on “Submit”



Step-7: After document submission user is “Directed for Payment”.



Payment gateway Page

Step-8: User is redirected to the online payment gateway on clicking on “Pay Now”

INDUSTRIES - ONLINE PAYMENT FACILITY THROUGH EVER TREASURY GDSF

DEPT : 312 Industries
DIV : 212-CF000-003 DIV (INDUSTRIES) DIVISION
TENDER NO : 9461
TENDER BY : Rishi Thakur
PERIOD FROM : 01-01-2020 TO 31-12-2020
SERVICE : License Fee
AMOUNT (\$): \$700 (Seven Five Thousand Seven Hundred)

PAYMENT TYPE: Banking Manual
SELECT BANK:
ENTER CODE:

QYPa

Step-9: After payment the status is reflected on the dashboard.

Single Window

GENERAL

- Dashboard
- Overview
- Upload Monthly Report
- Upload Land Registry Details
- Plot Allotment
- Apply for Project Approval
- Inspections
- Self Certification
- Department of Industries

14 Incomplete Applications

32 Pending Applications

0 Forwarded Applications

15 Approved Applications

0 Rejected Applications

CAF Applications

Description For Pending Applications

Application has been submitted to the department, Submitted ID : 147

Copy CSV Print

ID	is	Application	Department	Status	Download	Print	Action
147		Registration of license under the Indian Boiler Act, 1923	Boiler	Pending			Print

Showing 1 to 1 of 1 entries (Filtered from 01 total entries)

Previous Next

Track Status of the Application

Step-10: On payment submission the application is reflected in the Dashboard with the status. User can “**check/ track the status as well as the events**” by clicking on the application ID highlighted below:

The screenshot shows a dashboard with a navigation menu on the left and a main content area. The main content area has a top bar with status counts: 14 Incomplete, 32 Pending, 0 Forwarded, 15 Approved, and 0 Rejected. Below this is a section for 'CAF Applications' with a description for pending applications. A table lists applications, with the first row having ID 147 and status Pending. Red boxes highlight the ID '147' and the 'Pending' status, with red arrows pointing to them.

ID	Application	Department	Status	Download	Print	Action
147	Registration of license under the Indian Boiler Act, 1923	Boiler	Pending	Download	Print	Action


Step-11: Once approved the status changes to “**Approved**” as highlighted below.

The screenshot shows the same dashboard as in Step 10, but the status counts have changed: 15 Incomplete, 36 Pending, 0 Forwarded, 14 Approved, and 0 Rejected. The table now shows the application with ID 147 and status Approved. A red box highlights the 'Approved' status.

ID	Application	Department	Status	Download	Print	Action
147	Registration of license under the Indian Boiler Act, 1923	Boiler	Approved	Download	Print	Action

Steps to Download Final Signed Certificate

Step-12: On application approval the status will change to “Approved”. User may “Download the Final Signed Certificate” from the portal by clicking on the tab below.


**Single Window Clearance System**
Directorate of Industries(DOI)
Govt. of Himachal Pradesh

Form VI
BOILER INSPECTION DEPARTMENT
CERTIFICATE FOR USE OF A BOILER
(Regulation 388)

Registry Number of Boiler: **fdf** Type of Boiler: **44**
Boiler Rating: Place and year of manufacture: **333** and **33** Maximum Continuous Evaporation: **44**
Name of Owner: **fd** Name of Boiler: **Baddi**
Repairs: **Baddi** Remarks: **Baddi**
Boiler inspected on : **10/10/2017**

I hereby certify that the above described boiler is permitted by me/the Chief Inspector under the provisions of Section 7/8 of the Indian Boilers Act, No. V of 1923, to be worked at a maximum pressure of 10kg/sq.cm(g) from 10/10/2017 to 10/10/2019. The loading of the safety valve is not to exceed 10kg/sq.cm (g).

Fee Rs. 3000 Paid on 1/10/2017
Dated at 10/10/2017

**हिमाचल प्रदेश सरकार**
[Digitally Signed 02-12-2020 07:03 AM]
Director of Industries
DEPARTMENT OF INDUSTRIES,
Place:

Conditions

1. No structural alteration, addition or renewal shall be made to the boiler otherwise than in accordance with section 12 of the Act.
2. Under the provisions of Section 8 of the Act this certificate shall cease to be in force:
 - on the expiry of the period for which it was granted; or
 - when any accident occurs to the boiler; or
 - when the boiler is moved the boiler not being vertical boiler the heating surface of which is less than two hundred square feet, or a portable or vehicular boiler; or
 - if the Chief Inspector in any particular case so directs when any structural alteration, addition or renewal is made in or to any steam-pipe attached to the boiler; or
 - on the communication to the owner of the boiler of an order of the Chief Inspector or Inspector prohibiting its use on the ground that it or any steam-pipe attached thereto is in a dangerous condition. Under Section 10 of the Act, when the period of a certificate relating to a boiler has expired, the owner shall, provided that he has applied before the expiry of that period for a renewal of the Certificate, be entitled to use the boiler at the maximum pressure entered in the former certificate, pending the issue of orders on the application but this shall not be deemed to authorise the use of a boiler in any of the cases referred to in clause (b), (c), (d), (e) and (f) of sub-section of section 8 occurring after the expiry of the period of the certificate.
3. The boiler shall not be used at a pressure greater than the pressure entered in the certificate as the maximum pressure nor with the safety valve set to a pressure exceeding such maximum pressure.

System Generated Application Printed Date/Time: 2020-12-02 07:12:43 Page Number: 1/2



Single Window Clearance System

Directorate of Industries(DOI)
Govt. of Himachal Pradesh

-
4. The boiler shall not be used otherwise than in a condition which the owner reasonably believes to be compatible with safe working.

NOTE.- The particulars and dimensions regarding this boiler may be obtained by the owner on payment in the prescribed manner on application to the Chief Inspector.

Renewal Process

Step-1: Visit the department's website by clicking on the following link

<https://emerging.himachal.hp.gov.in>

The screenshot shows the homepage of the Single Window Clearance System for the Government of Himachal Pradesh. The header includes contact information (0177-2813414, dirindus-hp@nic.in), navigation links (Apply for permission under section 13B, FAQs, Contact Us, Site Map, Donate to CM Relief Fund), and a search bar. Below the header, there are buttons for 'MME Self Certification', 'Apply for Incentive', 'Investor Registration', 'Investor Login', and 'Department Login'. The 'Investor Registration' and 'Investor Login' buttons are highlighted with red boxes, and red arrows point to them from the '11. Permission' and 'Apply Online' menu items. The main banner features a quote from Sh. Jai Ram Thakur, Hon'ble Chief Minister (H.P.), stating: "We are committed towards sustainable development of our State and industry is a very important stakeholder and has to play a very pivotal role in our journey towards sustainability. Government of Himachal Pradesh will provide an enabling framework to the investors who wish to be our partners in progress." The footer contains 'Latest News' and links to various services and regulations.

Step-2: User can login by entering their “Login ID & Password”

Investor Login

UID/Email ID *

Password *

puzbprj Get a new code

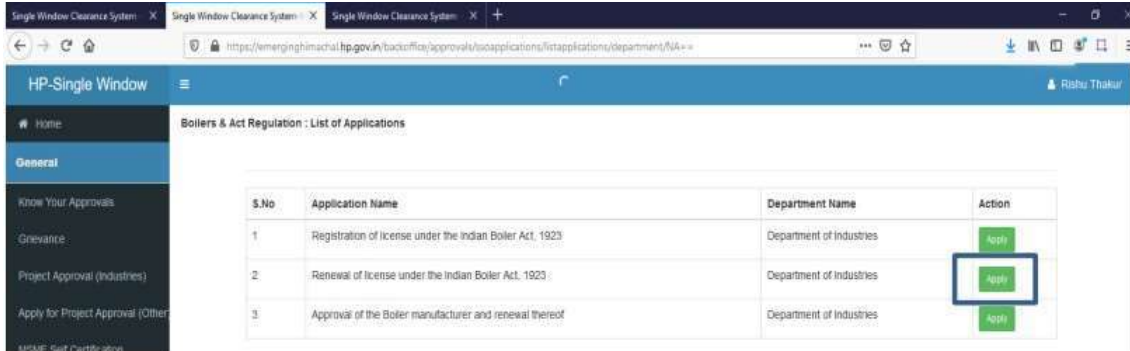
Please enter the letters as they are shown in the image Above *

(Letters are not case-sensitive)

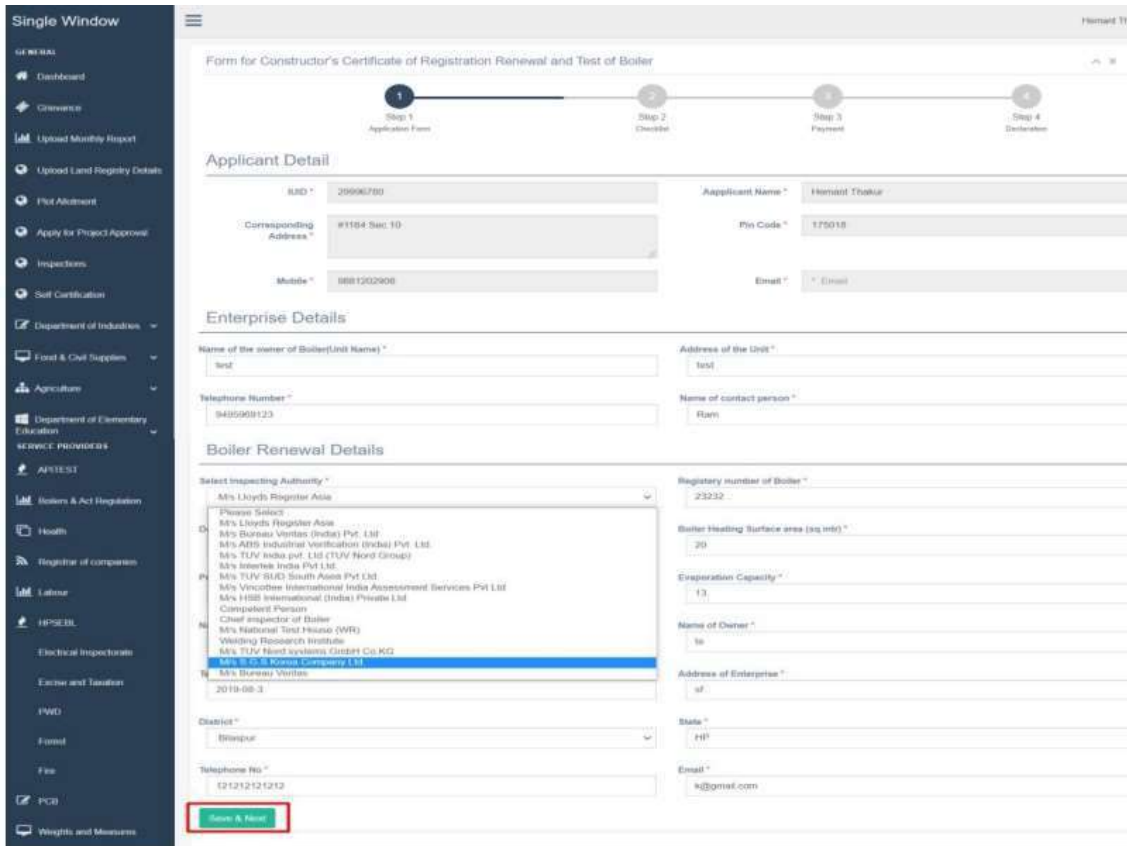
[Forgot Password?](#) [Resend Activation Mail](#)

LOGIN

Step-3: Following page will be displayed after login. User may hover over to the “Boilers Registration” tab on the left column. Thereafter user may select “Renewal of license under the Indian Boilers Act, 1923”.



Step-4: Following page will appear after clicking on “Apply” tab. User may provide the requisite information and to proceed click on “Save and Next”. All information submitted during registration are also **auto populated** on the screen. User is not required to fill the same form again. In case of any changes may fill and submit accordingly.



Step-5: Following page is displayed after clicking on “Save and Next” tab. Now, User may submit the requisite documents and to proceed click on “Submit”

Boiler Registration Renewal

Step 1 Application Form | Step 2 Checklist | Step 3 Payment | Step 4 Declaration

Checklist

Boiler Registration Renewal - Step 2

Upload Documents

Document Type	File Type	Document Size	Document Status
copy of the certificate of approved boiler repairer engaged for boiler	test.pdf	application/pdf	1-25000
copy of steamline drawings in isometric view indicating type of welding to be done and bill of material vs triplicate duly signed by the owner of boiler and the Design Engineer who designed the steamline	test.pdf	application/pdf	1-25000
copy of receipt of registration fee of boiler as prescribed in the regulations	test.pdf	application/pdf	1-25000
copy of the IBR approved welder certificate who will be engaged for welding work	test.pdf	application/pdf	1-25000
Form II, III, III-A, III-C, IV-A, & Pressure Part Drawing	test.pdf	application/pdf	1-25000
Copy of Approved Fabricated Certificate who will be engaged for Steam Pipeline Work	test.pdf	application/pdf	1-25000

Back Submit

Step-6: After documents submission, user is “Redirected for Payment”.

Home > Payment Detail

Payment Detail

Order #	Grand Total	Order Date & Time
9881202908	₹ 2100	2020-12-07 09:33:30
Billing Name	Billing Address	Contact number
Hemant Thakur	#1164 Sec. 10, Sunder Nagar, Mandi, 175018	9881202908

Pay Now

Declaration is to be submitted:

Home > Declaration

Declaration

DECLARATION

I, Hemant Thakur do hereby declare that the facts, contents and documents are true to the best of my knowledge and belief.

Place: Sunder Nagar
Date: 01-12-2020

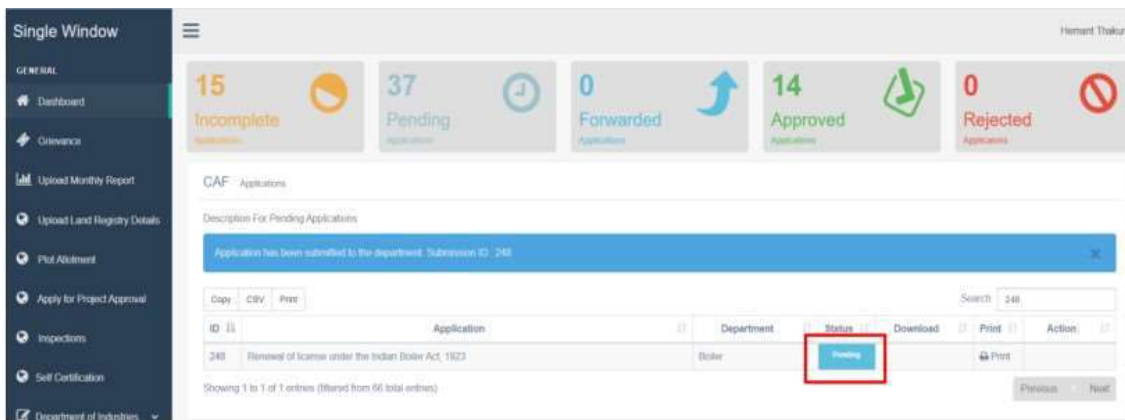
I Accept

Submit

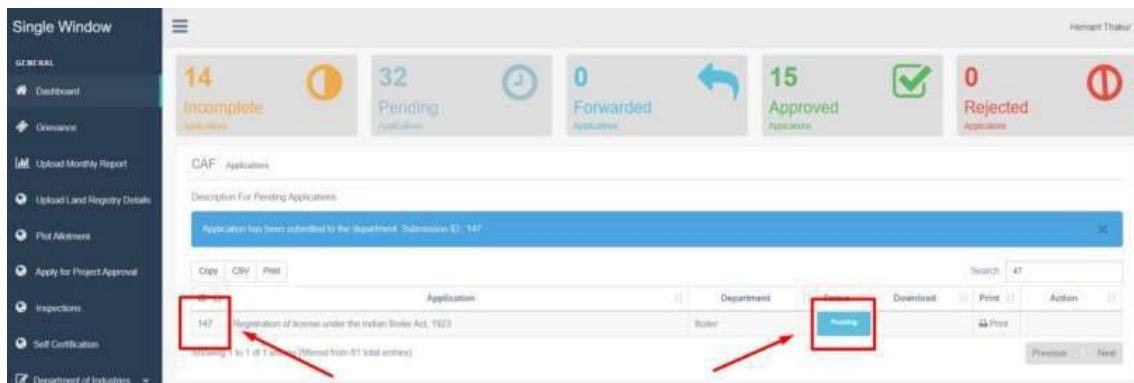
Step-8: User is redirected to the Online payment gateway on clicking on “Pay Now”



Step-9: After the payment, status is reflected on the dashboard



Step-10: On payment submission the application is reflected in the dashboard with the current status. User can check/track the status as well as events by clicking on the application ID highlighted below. On clicking the ID following page is displayed with the event-wise information.



Step-11: Once approved the status changes to “Approved” as highlighted below

The screenshot shows a dashboard with a sidebar on the left and a main content area. The sidebar is titled "Single Window" and contains a "GENERAL" section with several menu items: Dashboard, Clearance, Upload Monthly Report, Upload Land Registry Details, Plot Allotment, Apply for Project Approval, and Inspections. The main content area features a summary bar with five status categories: Incomplete (15), Pending (36), Forwarded (0), Approved (15), and Rejected (0). Below this is a section for "CAF Applications" with a sub-section for "Description of Pending Applications". A table lists applications with columns for ID, City, CSV, Price, Application, Department, Status, Download, Print, and Action. One application is visible with ID 245, Application "Renewal of license under the Urban Water Act, 1923", and Status "Approved".

Sample Certificate Generated Online

On application approval the status will change to “**Approved**”. User may **Download the final signed certificate** from the portal by clicking on the tab below.



Single Window Clearance System

Directorate of Industries(DOI)
Govt. of Himachal Pradesh

Form VI

BOILER INSPECTION DEPARTMENT

CERTIFICATE FOR USE OF A BOILER

(Regulation 388)

Registry Number of Boiler: **fdf** Type of Boiler: **44**

Boiler Rating: Place and year of manufacture: **333** and: **33** Maximum Continuous Evaporation: **44**

Name of Owner: **fd** Name of Boiler: **Baddi**

Repairs: **Baddi** Remarks: **Baddi**

Boiler inspected on : **10/10/2017**

I hereby certify that the above described boiler is permitted by me/the Chief Inspector under the provisions of Section 7/8 of the Indian Boilers Act, No. V of 1923, to be worked at a maximum pressure of 10kg/sq.cm(g) from 10/10/2017 to 10/10/2019. The loading of the safety valve is not to exceed 10kg/sq.cm (g).

Fee Rs. 3000 Paid on 1/10/2017

Dated at 10/10/2017

[Digitally Signed 07-12-2020 09:44 AM]

Director of Industries
DEPARTMENT OF INDUSTRIES,
Place:

Conditions

1. No structural alteration, addition or renewal shall be made to the boiler otherwise than in accordance with section 12 of the Act.
2. Under the provisions of Section 8 of the Act this certificate shall cease to be in force:
 - on the expiry of the period for which it was granted; or
 - when any accident occurs to the boiler; or
 - when the boiler is moved the boiler not being vertical boiler the heating surface of which is less than two hundred square feet, or a portable or vehicular boiler; or
 - if the Chief Inspector in any particular case so directs when any structural alteration, addition or renewal is made in or to any steam-pipe attached to the boiler; or
 - on the communication to the owner of the boiler of an order of the Chief Inspector or Inspector prohibiting its use on the ground that it or any steam-pipe attached thereto is in a dangerous condition. Under Section 10 of the Act, when the period of a certificate relating to a boiler has expired, the owner shall, provided that he has applied before the expiry of that period for a renewal of the Certificate, be entitled to use the boiler at the maximum pressure entered in the former certificate, pending the issue of orders on the application but this shall not be deemed to authorise the use of a boiler in any of the cases referred to in clause (b), (c), (d), (e) and (f) of sub-section of section 8 occurring after the expiry of the period of the certificate.
3. The boiler shall not be used at a pressure greater than the pressure entered in the certificate as the maximum pressure nor with the safety valve set to a pressure exceeding such maximum pressure.



Single Window Clearance System

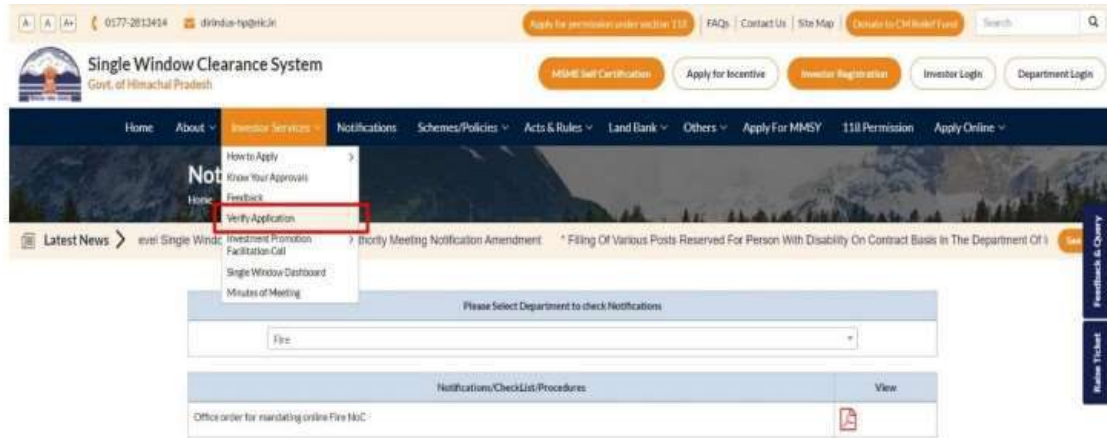
Directorate of Industries(DOI)
Govt. of Himachal Pradesh

4. The boiler shall not be used otherwise than in a condition which the owner reasonably believes to be compatible with safe working.

NOTE.- The particulars and dimensions regarding this boiler may be obtained by the owner on payment in the prescribed manner on application to the Chief Inspector.

Steps for Third Party Verification from the online portal

Step-1: User/ Third party can also verify/ check the status of application without login. Visit the website <https://emerginghimachal.hp.gov.in> Hover over to “Investor services” and click on verify application.



Step-2: User/ Third party needs to submit the “Reference No./ Application ID”



Step-3: Status of application is displayed. User/ third party can verify the application in public domain.

